



REPUBLIC OF KENYA

THE NATIONAL TREASURY

DEVELOPMENT ESTIMATES 2018/2019

Details of Projects and Programmes Funded through External Resources

April, 2019

**DEVELOPMENT ESTIMATES
2018/2019**

Details of Projects and Programmes Funded through External Resources

© Copyright 2019

Treasury Building, Harambee Avenue,
P.O. Box 30007, Nairobi.

Nairobi
Kenya

info@treasury.go.ke

+254-020-2252299.

0728338111 OR 0733660606

<http://www.treasury.go.ke>

FOREWORD

This is the 23rd publication of the External Resources Handbook which provides budget summary for programmes and projects financed through External Resources to finance development agenda of the Government of Kenya (GOK). It presents the details of the on-budget of externally funded projects and programs as captured in Development Budget Estimates for the FY 2017/2018. The disbursement details presented herein show 9 years trend starting from FY 2009/2010 to FY 2017/2018 as provided in Table VIII.

The total budget of the GOK for FY 2018/2019 is Kshs. 2.556.6 trillion, of which KShs. 677.2 billion comprises of development budget. Out of this, Development Partners contributed KShs. 286.8 billion which is 42.35% of the total development budget and forms 11.22 % of the total budget. In the previous FY 2017/2018, the total budget was Ksh2.332 trillion of which KShs. 642.8 billion comprised the development budget. Out of this Development Partners contributed Kshs. 256 billion which was 39.94% towards the development budget and 11.01% towards the total budget. The total ODA budget is aligned to our fiscal framework which indicates that externally funded budget should be less than 6% of the country's GDP.

The Kshs.286.8 billion is disaggregated as follows Grant Aid-in-Appropriation Kshs. 27.07 billion, Loan Appropriations-in-Aid Kshs.191.52 billion, Grant Revenue Kshs.12.92 billion and Grant Appropriations-in-Aid Kshs. 55.29 billion. All will go towards funding capital investments expenditures initiated by the government. These external resources are distributed across the MTEF sectors as follows:- Energy, infrastructure and ICT (53.00%), Environmental Protection, Water and Natural Resources (13.88%), Public Administration and International Relations (9.93%),Health (8.26%), Agriculture, Rural and Urban Development (5.41%), Education (3.93%), National Security (3.83%), Governance, Justice, Law and Order (0.84 %), General Economic and Commercial Affairs (0.52%), and Social Protection, Culture and Recreation (0.40%).

This Financial Year, the total ODA received from the bi-laterals totaled to Kshs. 152.3 billion while multilaterals contributed Kshs. 134.5 billion. International Development Association (IDA) led in the multilaterals with a contribution of Kshs. 79.63 billion while China led the bilateral category with a contribution of Kshs. 71.2 billion. Comparing total contributions by all our Development Partners, IDA took the lead followed by China, Italy and the African Development Bank (AfDB) Group.

In spite of the huge resource commitment made by our Development Partners, there exists numerous implementation challenges that have persistently resulted in low disbursement of available resources. The trend shows disbursement level of less than 75% of commitments in each specific Financial Year. Among the key reasons occasioning the low disbursement are lengthy procurement processes; weak implementation capacity; delays in granting the no objection letters and declaring loans/grants effective; poor project designs, inadequate GOK Counterpart provision, relocation of utilities and land compensation delays, among others. In addition, there exist persistent challenges at the county level that include funds flow arrangements, institutional implementation framework and selection criteria of counties to benefit from ODA support. To this end the National Treasury has in FY 2018/2019 set up a Projects Implementation Unit dedicated to address these challenges.


This publication therefore provides details of the externally funded projects and programmes by National Government's implementing Ministries, MTEF Sectors, title of the project, commitment by development partners, amount reflected in the budget, mode of disbursement and the amount disbursed in the last

eight financial years from FY 2009/2010 to FY 2017/2018. Various graphical presentations have been provided showing trends of donor inflows received by the Government of Kenya over the past years.

The information provided herein will be useful to officers involved in mobilization, implementation and monitoring of externally funded projects and programmes in the implementing line Ministries (including State Corporations), County Governments, The National Treasury, Development Partners, project beneficiaries and other relevant Stakeholders.

The Development Partners will particularly find this publication a useful guide with regard to monitoring of projects and programmes at both levels of Government during the Financial Year 2018/2019, with a view of taking necessary measures to facilitate timely disbursements and improve absorption of funds.

I would like to take this opportunity on behalf of the Government of Kenya to express deep appreciation to our Development Partners for their continued support in pursuit of actualization of our development agenda as spelt out in the Vision 2030, its subsequent Medium-Term Plans, 'the Big 4 Agenda', Strategic Plans, County Integrated Development Plans (CIDPs) and other international commitments.

A handwritten signature in black ink, appearing to read 'K. Thugge', with a stylized flourish extending from the end.

DR. KAMAU THUGGE, CBS
PRINCIPAL SECRETARY/NATIONAL TREASURY

TABLE OF CONTENTS

FOREWORD	iv
TABLE OF CONTENTS	vi
LIST OF ACRONYMS.....	viii
TABLE - I : SUMMARY OF DEVELOPMENT EXPENDITURE AND SOURCE OF FINANCE FY 2018/2019.....	1
Table II - Summary of External Funding : 2018/2019 Printed Estimates Budget (Listed by SOF).....	5
Table II - Summary of External Funding : 2018/2019 Printed Estimates Budget (Listed by SOF).....	6
TABLE - III : SUMMARY OF EXTERNAL FUNDING: 2018/2019 BUDGET (Listed by Vote).....	20
TABLE - IV : SUMMARY OF EXTERNAL RESOURCES ABSORPTION FOR PROJECTS 2018/2019.....	27
TABLE V: DETAILS OF EXTERNAL FUNDING FOR PROJECTS LISTED BY VOTE	31
LIST OF MTEF SECTORS AND MINISTRIES	54
TABLE VII DETAILS OF EXTERNAL FUNDING FOR PROJECTS	56
TABLE VIII: TREND IN DONOR COMMITMENTS VERSUS DISBURSEMENT	93
SUMMARY OF GRANTS AND LOANS DISBURSEMENT STATUS - CUMMULATIVE FY 2017/2018.....	98

List of Figures

Figure 1: Loans versus Grants FY 2018/2019	7
Figure 2: Bilateral versus Multilateral Organizations FY2018/2019	7
Figure 3: Revenues versus Appropriation in Aid (AiA)	8
Figure 4: Summary of External Funding by Donor FY 2018/2019	9
Figure 5: Summary of External Funding by Donor (%) FY 2018/2019	10
Figure 6: Summary of Loans by Donor FY 2018/2019	11
Figure 7: Summary of Loans (%) by Donor FY 2018/2019	12
Figure 8: Summary of Grants by Donor FY 2018/2019	13
Figure 9: Summary of Grants (%) by Donor FY 2018/2019	14
Figure 10: External Resources from Bilateral Donors	15
Figure 11: External Resources from Multilateral Donors	15
Figure 12: bilateral Loans	16
Figure 13: Bilateral Grants	16
Figure 14: Multilateral Loans	17
Figure 15: Multilateral Grants	17
Figure 16: External Financing Through A.I.A, FY 2018/2019	18
Figure 17: External Financing Through Revenue, FY 2018/2019	19
Figure 18: Summary total by Vote FY 2018/2019	22
Figure 19: Summary total (%) by Vote FY 2018/2019	23
Figure 20: Total Loans per Vote	24
Figure 21: Total Grants per Vote	25
Figure 22: Summary Totals by Sector	52
Figure 23: Sector Percentage (%)	53
Figure 24: Trend in Donor Commitments over the past 10 years	94

LIST OF ACRONYMS

ABU-DHABI	-	Abu Dhabi
ACBF	-	African Capacity Building Foundation
AD	-	Abu Dhabi Fund
AfDB	-	African Development Bank
AfDF	-	African Development Fund
AFD-FRANCE	-	French Development Agency
AG	-	Auditor General
AG&DJ	-	Office of the Attorney General and Department of Justice
AGD	-	Accountant General Department
AGRA		Alliance for a Green Revolution in Africa
AIA	-	Appropriation in Aid
ARD	-	Agricultural and Rural Development
ASDSP	-	Agricultural Sector Development Support Programme
AUST	-	Government of Australia
AUSTRIA	-	Government of Austria
BADEA	-	Arab Bank for Economic Development in Africa
BCM (USA)	-	Baylor College of Medicine (USA)
BELGIUM/BEL	-	Government of Belgium
CAJ	-	The Commission on Administrative Justice
CARE	-	CARE International
CDC	-	Commonwealth Development Corporation Group
CDTF	-	Community Development Trust Fund
CF	-	Clinton Foundation
CHINA	-	Government of China
CIC	-	Commission for the Implementation of the Constitution
CIDA	-	Canadian International Development Agency
CoB	-	Controller of Budget
COM	-	Commonwealth
COMESA	-	Common Market for Eastern and Southern Africa
CRA	-	The Commission on Revenue Allocation
DANIDA	-	Danish International Development Agency
DfID-UK	-	Department for International Development - United Kingdom

DPM	-	Directorate of Personnel Management
DPP	-	Directorate of Public Prosecutions
E&ACC	-	Ethics and Anti-Corruption Commission
EAAPP	-	East African Agriculture Productivity Project
EACC	-	Ethics and Anti-Corruption Commission
ECA	-	Economic Commission of Africa
EDF/EEC	-	European Development Fund/European Economic Commission
EIB	-	European Investment Bank
EMACS	-	Enterprise Messaging and Collaboration System
RMD	-	Resource Mobilization Department
FAO	-	Food and Agricultural Organization
FINLAND/FIN	-	Government of Finland
FORD	-	FORD Foundation
GAVI	-	Global Alliance Vaccine Initiative
GETF	-	Global Environmental Trust Fund (GETF)
GF	-	Global Fund
GIZ-GERMANY	-	German Technical Cooperation (GIZ - GER)
GJLOS	-	Government, Justice, Law and Order Sector
GoK	-	Government of Kenya
IBRD	-	International Bank for Reconstruction and Development
ICF	-	Investment Climate Facility
ICPD	-	Integration and Coordination Project
ICT	-	Information, Communication and Technology
IDA	-	International Development Association
IDRC	-	International Development Research Center
IEBC	-	Independent Electoral and Boundaries Commission
IFAD	-	International Fund for Agricultural Development
IF-PPP	-	Infrastructure Finance and Public Private Partnership Project
IGAD	-	Inter-Governmental Authority on Development
ILO	-	International Labour Organization
IMF	-	International Monetary Fund
IPOA	-	Independent Police Oversight Authority

IRAN	-	Government of Iran
IRAPP	-	IGAD Regional HIV/AIDS Partnership Programme
ISBANK	-	Islamic Development Bank
ITALY	-	Government of Italy
JAPAN	-	Government of Japan
JSC	-	Judicial Service Commission
JUDIC	-	The Judiciary
KAA	-	Kenya Airports Authority
KAPAP	-	Kenya Agricultural Productivity and Agribusiness
KAPSLM	-	Kenya Agricultural Productivity and Sustainable land Management
KCAA	-	Kenya Civil Aviation Authority
KCDP	-	Kenya Coastal Development Project
KEMSA	-	Kenya Medical Supplies Agency
KeNAO	-	Kenya National Audit office
KENTRADE	-	Kenya Trade Network Agency
KETRACO	-	Kenya Electricity Transmission Company Limited
KFW-GERMANY	-	German Development Bank (KFW-GER)
KHSSP	-	Kenya Health Sector Support project
KNBS	-	Kenya National Bureau of Statistics
KNCHR		Kenya National Commission on Human Rights
KRA	-	Kenya Revenue Authority
KUWAIT/KUW	-	Kuwait Fund for Economic Development
LUX	-	Luxembourg
LVEMP	-	Lake Victoria Environment Management Project
MED	-	Monitoring and Evaluation Directorate
MFA	-	Ministry of Foreign Affairs
ML&PP	-	Ministry of Land and Physical Planning
MOD	-	Ministry of Defense
MOH	-	Ministry of Health
Mo Mining	-	Ministry of Mining
MOT	-	Ministry of Tourism
NA	-	National Assembly

NACCS	-	National Aids Control Council Services
NCAPD	-	National Council Agency for Population Development
NDF	-	Nordic Development Fund
NETH	-	Government of Netherlands
NG&EC	-	National Gender and Equality Commission
NIS	-	National Intelligence Service
NLC	-	National Land Commission
NORAD	-	Norway Agency for Development
NPSC	-	National Police Service Commission
NSIS	-	National Security Intelligence Service
NUTRIP	-	National Urban Transport Improvement project
NWSEPIP	-	Nairobi Water and Sewerage
ODPP	-	office of the Director of Public Prosecutions
OPEC	-	Organization of Petroleum Exporting Countries
OXFAM	-	United Kingdom (OXFAM - UK)
PAIR	-	Public Administration and International Relations
PAKIS	-	Government of Pakistan
Par SC	-	Parliamentary Service Commission
PPF	-	Project Preparation Fund
Presidency	-	The Presidency
Pub SC	-	Public Service Commission
RH	-	Rural Health
RMD	-	Resource Mobilization Department
ROCKF FDN	-	Rockefeller Foundation
RPD	-	Rural planning Department
RPP	-	Registrar of Political Parties
SAUDI FUND	-	Government of Saudi Arabia
SD Agriculture	-	State Department for Agriculture.
SD A&C	-	State Department for Arts and Culture
SD Education	-	State Department for Basic Education
SD B&T	-	State Department for Broadcasting & Telecommunications
SD CS	-	State Department for Correctional Services

SD Cooperatives	-	State Department for Cooperatives
SD Devolution	-	State Department for Devolution
SD E	-	State Department for Energy
SD Environment	-	State Department for Environment
SD EAI	-	State Department for East African Integration
SD F&BE	-	State Department for Fisheries and Blue Economy
SD Gender	-	State Department for Gender
SD HUD		State Department for Housing & Urban Development
SD ICT& Innov	-	State Department for Information Communication and Technology & Innovation
SD Infrastructure	-	State Department of Infrastructure
SD Interior	-	State Department for Interior
SD Irrigation		State Department for Irrigation
SD I& Industry	-	State Department for Investment and Industry
SD Labour	-	State Department for Labour
SD Livestock	-	State Department for Livestock.
SD Maritime	-	State Department of Maritime
SDN Resources	-	State Department for Natural Resources
SD Petroleum	-	State Department for Petroleum
SD Planning	-	State Department for Planning and Statistics
SD PS & YA	-	State Department for Public Service & Youth Affairs
SD PW	-	State Department for Public Works
SD SP	-	State Department for Special Programmes
SD SD	-	State Department for Sports Development
SD Trade	-	State Department for Trade
SD Transport	-	State Department of Transport
SD U Edu.	-	State Department for University Education
SD V& TT	-	State Department for Vocational & Technical Training
SD W Services	-	State Department for Water Services
SH	-	State House
SLO & DJ	-	State Law Office and Department of Justice
SHoMAP	-	Small Holders of Horticulture Marketing Programme
SIDA	-	Swedish International Development Agency

SK	-	Government of South Korea
SPAIN	-	Government of Spain
SOF	-	Source of Funds
SRC	-	Salaries and Remuneration Commission
SWITZ	-	Government of Switzerland
TCIP	-	Transparency Communication and Infrastructure Project
TIVET	-	Technical, Industrial, Vocational and Entrepreneurship Training
TNT	-	The National Treasury
TSC	-	Teachers Service Commission
UAE	-	United Arab Emirates
UNDP	-	United Nations Development Programme
UNEP	-	United Nations Environmental Programme
UNESCO	-	United Nations Educational, Scientific and Cultural Organization
UNFPA	-	United Nations Fund for Population Activities
UNICEF	-	United Nations International Children Education Fund
UNIDO	-	United Nations Industrial Development Organization
USAID	-	United States Agency for International Development
WFP	-	World Food Programme
WPA	-	Witness Protection Agency
WSB	-	Water Services Board
WSTF	-	Water Sector Trust Fund

TABLE - I : SUMMARY OF DEVELOPMENT EXPENDITURE AND SOURCE OF FINANCE FY 2018/2019

Vote Title	Gross Estimates	Appropriations in Aid	Net Estimates	Composition of Appropriations in Aid 2018/2019			External Revenue 2018/2019	
	2018/2019	2018/2019	2018/2019	Grants	Loans	Local	Grants	Loans
	KShs.		KShs.	KShs.	KShs.	KShs.	KShs.	KShs.
1011 The Presidency	1,108,830,000	-	1,108,830,000	-	-	-	-	500,000,000
1021 State Department for Interior	17,308,702,000	364,002,000	16,944,700,000	364,002,000	-	-	65,000,000	-
1023 State Department for Correctional Services	1,812,600,000	-	1,812,600,000	-	-	-	-	-
1024 State Department for Immigration and Citizen Services	690,300,000	-	690,300,000	-	-	-	-	-
1032 State Department for Devolution	37,959,566,000	1,223,000,000	36,736,566,000	1,223,000,000	-	-	114,300,000	-
1035 State Department for Development of the ASAL	5,358,000,000	2,538,000,000	2,820,000,000	2,538,000,000	-	-	32,000,000	-
1041 Ministry of Defence	14,974,349,680	10,974,349,680	4,000,000,000	-	10,974,349,680	-	-	-
1052 Ministry of Foreign Affairs	1,937,740,000	-	1,937,740,000	-	-	-	-	-
1064 State Department for Vocational and Technical Training	8,338,000,000	3,300,000,000	5,038,000,000	-	3,300,000,000	-	-	-
1065 State Department for University Education	13,338,000,000	2,800,000,000	10,538,000,000	-	2,800,000,000	-	-	450,000,000
1066 State Department for Early Learning & Basic Education	10,418,830,978	570,000,000	9,848,830,978	525,000,000	45,000,000	-	1,349,161,625	2,811,669,353
1071 The National Treasury	38,577,476,758	12,403,541,751	26,173,935,007	12,095,856,767	307,684,984	-	1,041,634,340	610,300,667
1072 State Department for Planning	2,602,424,000	118,100,000	2,484,324,000	118,100,000	-	-	130,660,000	-
1081 Ministry of Health	40,906,449,648	12,690,051,335	28,216,398,313	3,209,050,000	9,481,001,335	-	5,449,777,988	5,543,620,325
1091 State Department for Infrastructure	121,685,380,000	40,632,832,000	81,052,548,000	2,440,000,000	24,912,832,000	13,280,000,000	570,000,000	6,266,548,000
1092 State Department for Transport	90,424,591,835	77,931,591,835	12,493,000,000	-	53,213,000,000	24,718,591,835	-	1,273,000,000

TABLE - I : SUMMARY OF DEVELOPMENT EXPENDITURE AND SOURCE OF FINANCE FY 2018/2019

Vote Title	Gross Estimates	Appropriations in Aid	Net Estimates	Composition of Appropriations in Aid 2018/2019			External Revenue 2018/2019	
	2018/2019	2018/2019	2018/2019	Grants	Loans	Local	Grants	Loans
	KShs.		KShs.	KShs.	KShs.	KShs.	KShs.	KShs.
1096 State Department for Housing, Urban Development and Public Works	29,101,373,965	4,552,000,000	24,549,373,965	-	4,065,000,000	487,000,000	-	13,978,373,965
1107 Ministry of Water and Sanitation	48,771,390,000	25,193,750,000	23,577,640,000	1,035,000,000	24,158,750,000	-	1,612,000,000	9,002,640,000
1108 Ministry of Environment and Forestry	6,003,000,000	1,927,000,000	4,076,000,000	1,927,000,000	-	-	266,000,000	-
1112 Ministry of Lands and Physical Planning	3,345,214,997	-	3,345,214,997	-	-	-	-	-
1122 State Department for Information Communications and Technology & Innovation	26,958,614,114	10,261,000,000	16,697,614,114	-	10,261,000,000	-	-	200,000,000
1123 State Department for Broadcasting & Telecommunications	688,000,000	-	688,000,000	-	-	-	-	-
1132 State Department for Sports	675,000,000	-	675,000,000	-	-	-	-	-
1134 State Department for Heritage	881,600,000	-	881,600,000	-	-	-	-	-
1152 State Department for Energy	64,386,827,489	39,454,827,489	24,932,000,000	168,000,000	32,144,827,489	7,142,000,000	-	2,001,000,000
1162 State Department for Livestock.	4,281,740,920	1,318,000,000	2,963,740,920	-	1,318,000,000	-	2,200,000	998,000,000
1165 State Department for Crop Development	20,215,429,236	3,328,441,580	16,886,987,656	1,063,507,680	2,264,933,900	-	1,671,720,603	8,031,749,053
1166 State Department for Fisheries, Aquaculture & the Blue Economy	2,184,000,000	-	2,184,000,000	-	-	-	-	170,000,000
1167 State Department for Irrigation	6,659,000,000	869,000,000	5,790,000,000	-	869,000,000	-	-	700,000,000
1168 State Department for Agricultural Research	475,899,330	-	475,899,330	-	-	-	-	-
1173 State Department for Cooperatives	840,000,000	-	840,000,000	-	-	-	-	-
1174 State Department for Trade	312,000,000	-	312,000,000	-	-	-	-	-
1175 State Department for Industrialization	4,298,000,000	604,000,000	3,694,000,000	-	604,000,000	-	-	834,000,000

TABLE - I : SUMMARY OF DEVELOPMENT EXPENDITURE AND SOURCE OF FINANCE FY 2018/2019

Vote Title	Gross Estimates	Appropriations in Aid	Net Estimates	Composition of Appropriations in Aid 2018/2019			External Revenue 2018/2019	
	2018/2019	2018/2019	2018/2019	Grants	Loans	Local	Grants	Loans
	KShs.		KShs.	KShs.	KShs.	KShs.	KShs.	KShs.
1184 State Department for Labour	1,549,400,000	-	1,549,400,000	-	-	-	-	1,100,000,000
1185 State Department for Social Protection	12,491,090,000	-	12,491,090,000	-	-	-	48,000,000	-
1192 State Department for Mining	325,000,000	-	325,000,000	-	-	-	-	-
1193 State Department for Petroleum	4,758,500,000	2,345,500,000	2,413,000,000	50,000,000	200,000,000	2,095,500,000	80,000,000	170,000,000
1204 Ministry of Tourism and Wildlife	3,645,516,000	245,016,000	3,400,500,000	245,016,000	-	-	-	-
1211 State Department for Public Service and Youth	4,068,334,400	-	4,068,334,400	-	-	-	-	654,000,000
1212 State Department for Gender	3,413,000,000	-	3,413,000,000	-	-	-	-	-
1221 State Department for East African Community	65,000,000	65,000,000	-	65,000,000	-	-	-	-
1222 State Department for Regional and Northern Corridor Development	13,282,942,863	9,104,000,000	4,178,942,863	-	9,104,000,000	-	-	-
1252 State Law Office and Department of Justice	714,000,000	-	714,000,000	-	-	-	488,000,000	-
1261 The Judiciary	1,549,000,000	1,499,000,000	50,000,000	-	1,499,000,000	-	-	-
1271 Ethics and Anti-Corruption Commission	125,000,000	-	125,000,000	-	-	-	-	-
1291 Office of the Director of Public Prosecutions	100,000,000	-	100,000,000	-	-	-	-	-
2031 Independent Electoral and Boundaries Commission	43,000,000	-	43,000,000	-	-	-	-	-
2041 Parliamentary Service Commission	2,700,000,000	-	2,700,000,000	-	-	-	-	-
2071 Public Service Commission	59,290,000	-	59,290,000	-	-	-	-	-
2091 Teachers Service Commission	136,000,000	-	136,000,000	-	-	-	-	-

TABLE - I : SUMMARY OF DEVELOPMENT EXPENDITURE AND SOURCE OF FINANCE FY 2018/2019

Vote Title	Gross Estimates	Appropriations in Aid	Net Estimates	Composition of Appropriations in Aid 2018/2019			External Revenue 2018/2019	
	2018/2019	2018/2019	2018/2019	Grants	Loans	Local	Grants	Loans
	KShs.		KShs.	KShs.	KShs.	KShs.	KShs.	KShs.
2111 Auditor General	682,230,000	-	682,230,000	-	-	-	-	-
TOTAL	677,225,634,213	266,312,003,670	410,913,630,543	27,066,532,447	191,522,379,388	47,723,091,835	12,920,454,556	55,294,901,363

Table II - Summary of External Funding : 2018/2019 Printed Estimates Budget (Listed by SOF)

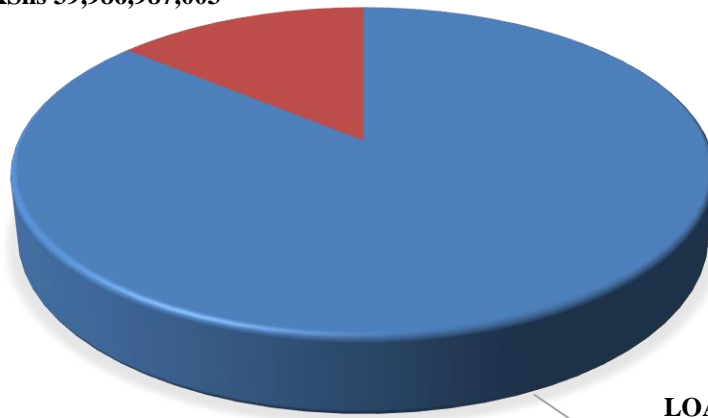
Donor Name	APPROPRIATIONS IN AID		REVENUE		TOTAL LOANS	TOTAL GRANTS	TOTAL
	Loans	Grants	Loans	Grants			
Bilateral							
001000 Government of Denmark (DENMARK)	-	50,000,000	-	1,615,500,000	-	1,665,500,000	1,665,500,000
003000 Government of Netherlands (NETHERLANDS)	3,801,836,840	-	-	-	3,801,836,840	-	3,801,836,840
004000 Government of Sweden (SWEDEN)	-	-	-	1,656,337,478	-	1,656,337,478	1,656,337,478
006000 Government of Finland (FINLAND)	-	-	-	100,000,000	-	100,000,000	100,000,000
007000 Government of Belgium (BELGIUM)	4,818,986,335	-	-	-	4,818,986,335	-	4,818,986,335
011000 Government of Italy (ITALY)	28,126,512,840	-	-	-	28,126,512,840	-	28,126,512,840
014000 Government of Germany (KFW-GERMANY)	8,129,500,000	698,000,000	900,000,000	250,000,000	9,029,500,000	948,000,000	9,977,500,000
015000 Government of Germany (GIZ-GERMANY)	-	-	-	488,000,000	-	488,000,000	488,000,000
016000 Government of France (AFD-FRANCE)	8,678,878,712	705,016,000	4,413,671,465	38,000,000	13,092,550,177	743,016,000	13,835,566,177
018000 Kuwait Fund for Arab Development (KUWAIT)	349,626,426	-	-	-	349,626,426	-	349,626,426
019000 Saudi Fund for Development (SAUDI ARABIA)	403,637,500	-	-	-	403,637,500	-	403,637,500
020000 Abhu Dhabi Fund	351,880,000	-	-	-	351,880,000	-	351,880,000
021000 Government of Japan (JAPAN)	7,500,000,000	1,376,000,000	1,242,000,000	158,000,000	8,742,000,000	1,534,000,000	10,276,000,000
023000 Government of India (INDIA)	1,348,000,000	-	-	-	1,348,000,000	-	1,348,000,000
024000 Government of South Korea (SOUTH KOREA)	500,000,000	-	-	400,000,000	500,000,000	400,000,000	900,000,000
025000 Government of China (CHINA)	71,196,000,000	-	-	-	71,196,000,000	-	71,196,000,000
031000 Government of United States of America (USAID/USA)	-	-	-	2,000,000	-	2,000,000	2,000,000
040000 United Kingdom (DFID-UK)	-	2,305,000,000	-	-	-	2,305,000,000	2,305,000,000
043 Government of Poland	700,000,000	-	-	-	700,000,000	-	700,000,000
Total Bilateral:	135,904,858,653	5,134,016,000	6,555,671,465	4,707,837,478	142,460,530,118	9,841,853,478	152,302,383,596

Table II - Summary of External Funding : 2018/2019 Printed Estimates Budget (Listed by SOF)

Donor Name	APPROPRIATIONS IN AID		REVENUE		TOTAL LOANS	TOTAL GRANTS	TOTAL
	Loans	Grants	Loans	Grants			
Multilateral							
501000 International Development Association (WORLD BANK/IMF)	31,091,432,000	734,000,000	45,033,133,801	2,769,865,470	76,124,565,801	3,503,865,470	79,628,431,271
503000 Global Fund	-	11,720,741,067	-	3,716,713,640	-	15,437,454,707	15,437,454,707
505000 European Development Fund (EDF/EEC)	-	4,362,000,000	-	554,000,000	-	4,916,000,000	4,916,000,000
506000 European Investment Bank (EIB)	1,594,769,777	300,000,000	100,000,000	200,000,000	1,694,769,777	500,000,000	2,194,769,777
510000 African Development Fund (ADB/ADF)	19,710,933,900	738,507,680	1,503,230,630	130,959,810	21,214,164,530	869,467,490	22,083,632,020
512000 Arab Bank for Economic Development in Africa (BADEA)	1,002,264,627	-	-	-	1,002,264,627	-	1,002,264,627
513000 Organization of Petroleum Exporting Countries (OPEC)	1,174,435,447	-	-	-	1,174,435,447	-	1,174,435,447
517000 United Nations Development Programme (UNDP)	-	471,002,000	-	167,000,000	-	638,002,000	638,002,000
519000 United Nations Fund for Population Activities (UNFPA)	-	21,400,000	-	114,879,143	-	136,279,143	136,279,143
521000 United Nations Environmental Programme (UNEP)	-	-	-	34,000,000	-	34,000,000	34,000,000
522000 United Nations International Children Education Fund (UNICEF)	-	137,450,000	-	94,160,000	-	231,610,000	231,610,000
523000 World Food Programme (WFP)	-	324,300,000	-	-	-	324,300,000	324,300,000
524000 Global Alliance Vaccine Initiative (GAVI)	-	2,600,000,000	-	-	-	2,600,000,000	2,600,000,000
526000 International Fund for Agricultural Development (IFAD)	1,043,684,984	355,115,700	2,102,865,467	424,915,700	3,146,550,451	780,031,400	3,926,581,851
527000 Nordic Development Fund (NDF)	-	168,000,000	-	-	-	168,000,000	168,000,000
531000 Alliance For A Green Revolution In Africa (AGRA)	-	-	-	6,123,315	-	6,123,315	6,123,315
Total Multilateral:	55,617,520,735	21,932,516,447	48,739,229,898	8,212,617,078	104,356,750,633	30,145,133,525	134,501,884,158
Grand Totals	191,522,379,388	27,066,532,447	55,294,901,363	12,920,454,556	246,817,280,751	39,986,987,003	286,804,267,754

LOANS VS GRANTS FY 2018/2019

GRANTS 13.94%,
KShs 39,986,987,003

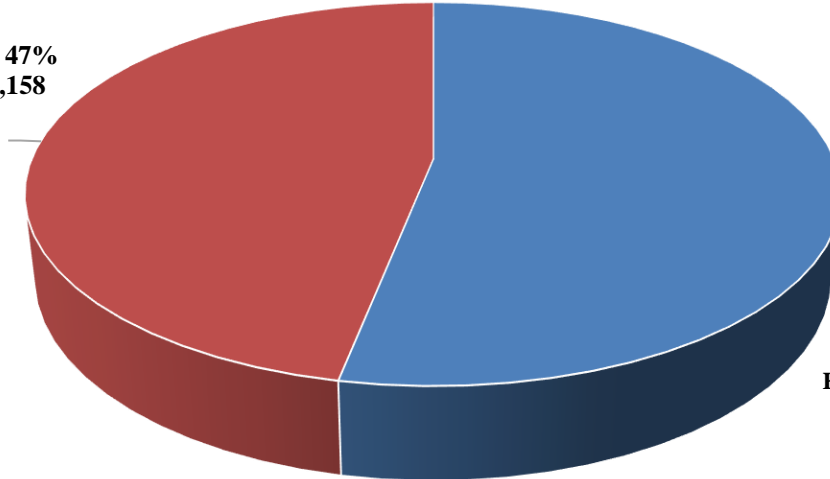


LOANS 86.06%, KShs
246,817,280,751

Figure 1: Loans versus Grants FY 2018/2019

BILATERAL DONOR VS MULTILATERAL DONOR, FY 2018/2019

MULTILATERAL 47%
KShs. 134,501,884,158



BILATERAL 53%
KShs. 152,302,383,596

■ BILATERAL ■ MULTILATERAL

Figure 2: Bilateral versus Multilateral Organizations FY2018/2019

MODE OF FINANCING, FY 2018/2019

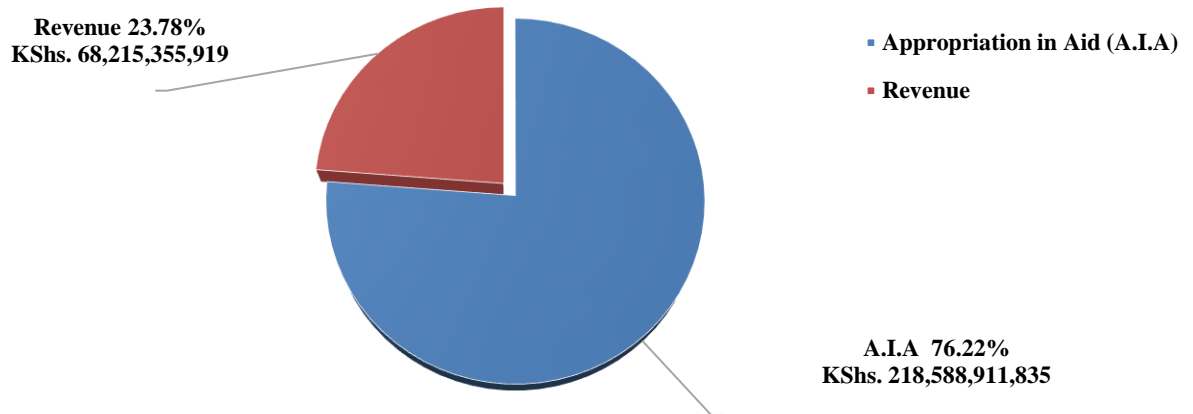


Figure 3: Revenues versus Appropriation in Aid (AiA)

SUMMARY TOTAL AMOUNT OF EXTERNAL FUNDING BY SOURCE OF FUNDS FY 2018/2019

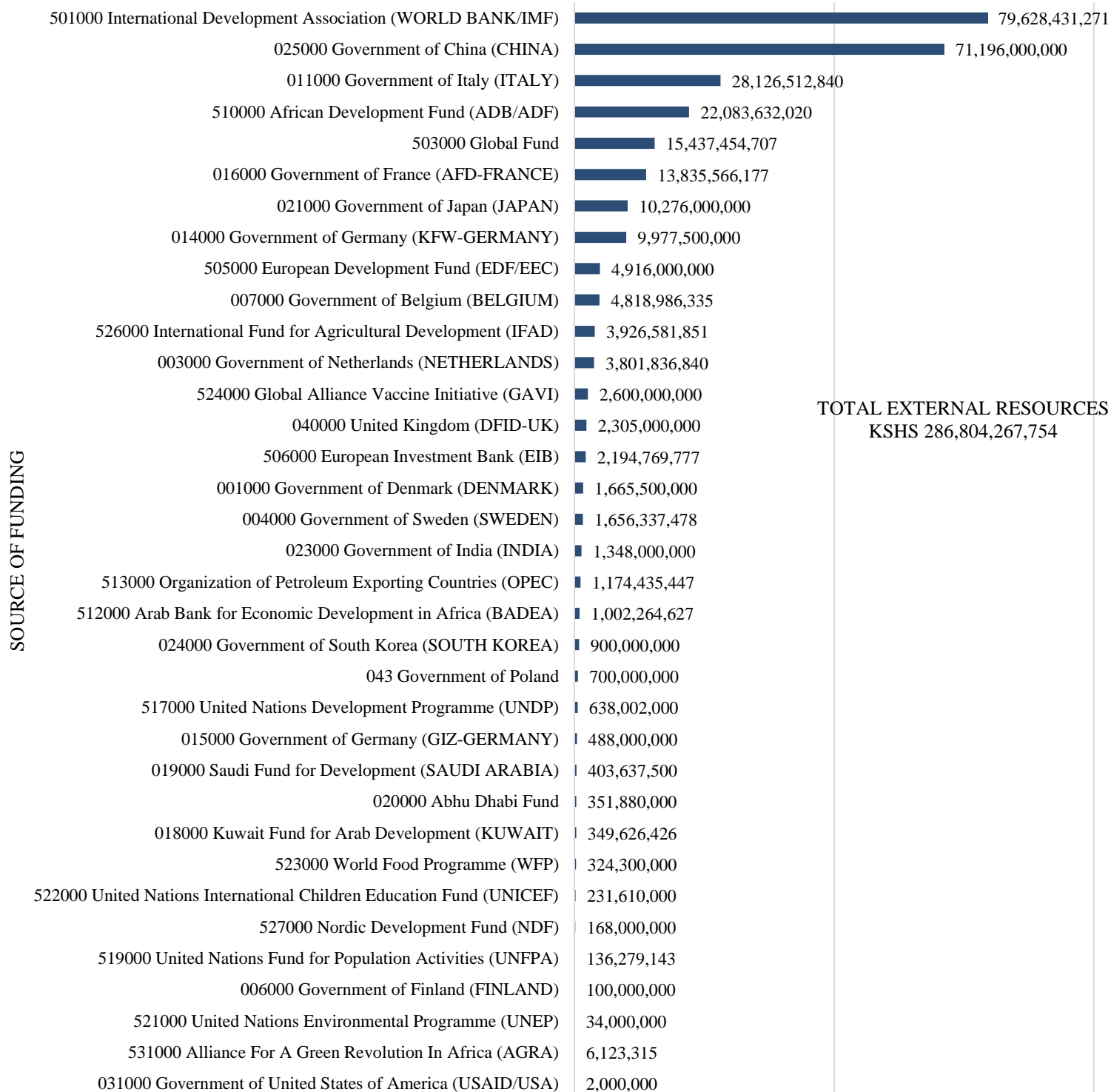


Figure 4: Summary of External Funding by Donor FY 2018/2019

SUMMARY EXTERNAL RESOURCES BY SOURCE OF FUNDS (PERCENTAGE) AGAINST TOTAL , FY 2018/2019

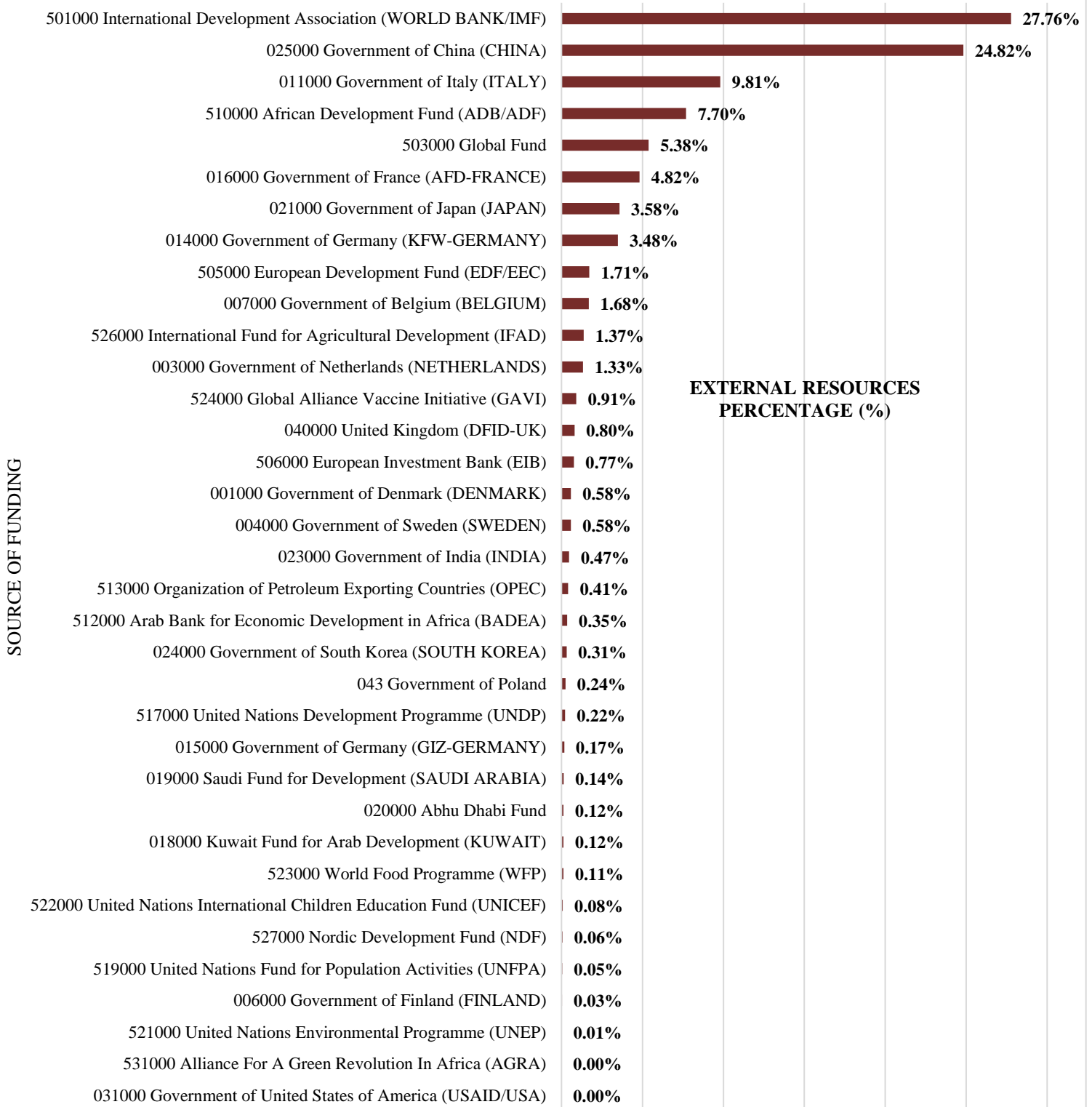


Figure 5: Summary of External Funding by Donor (%) FY 2018/2019

SUMMARY TOTAL LOANS AMOUNT BY DONOR, FY 2018/2019

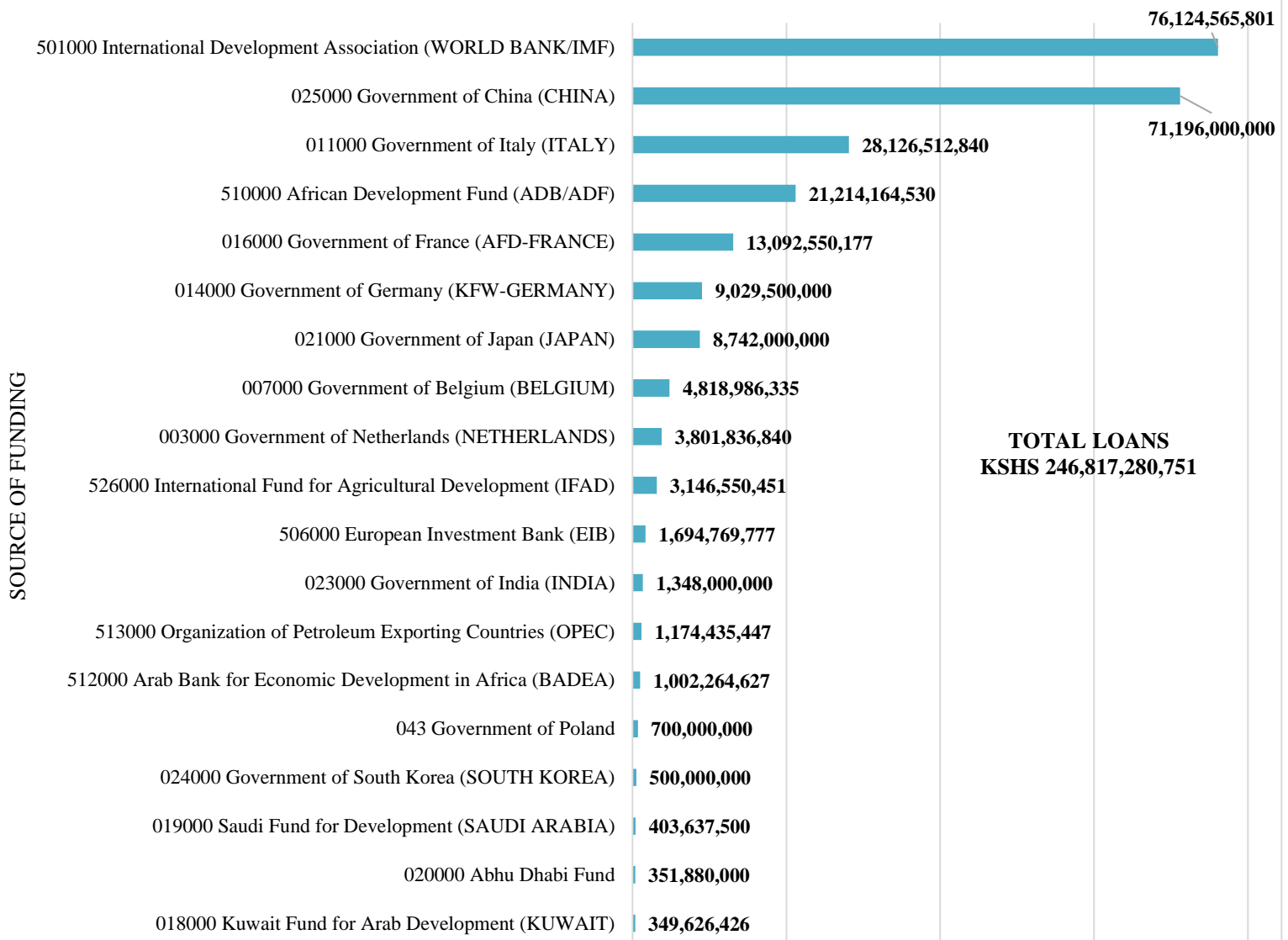


Figure 6: Summary of Loans by Donor FY 2018/2019

SUMMARY LOANS BY DONOR (PERCENTAGE), FY 2018/2019

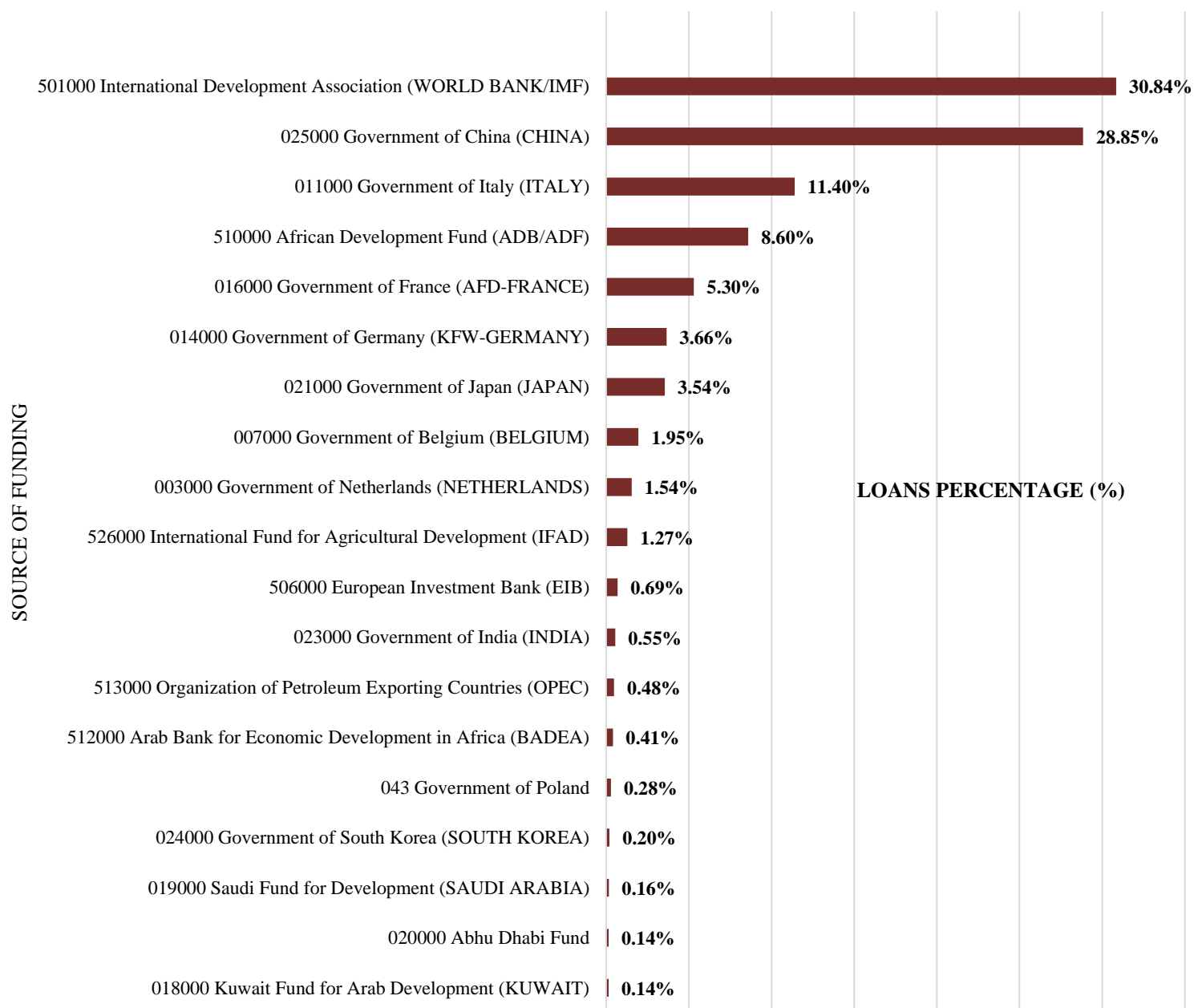


Figure 7: Summary of Loans (%) by Donor FY 2018/2019

SUMMARY TOTAL GRANTS AMOUNT BY DONOR, FY 2018/2019

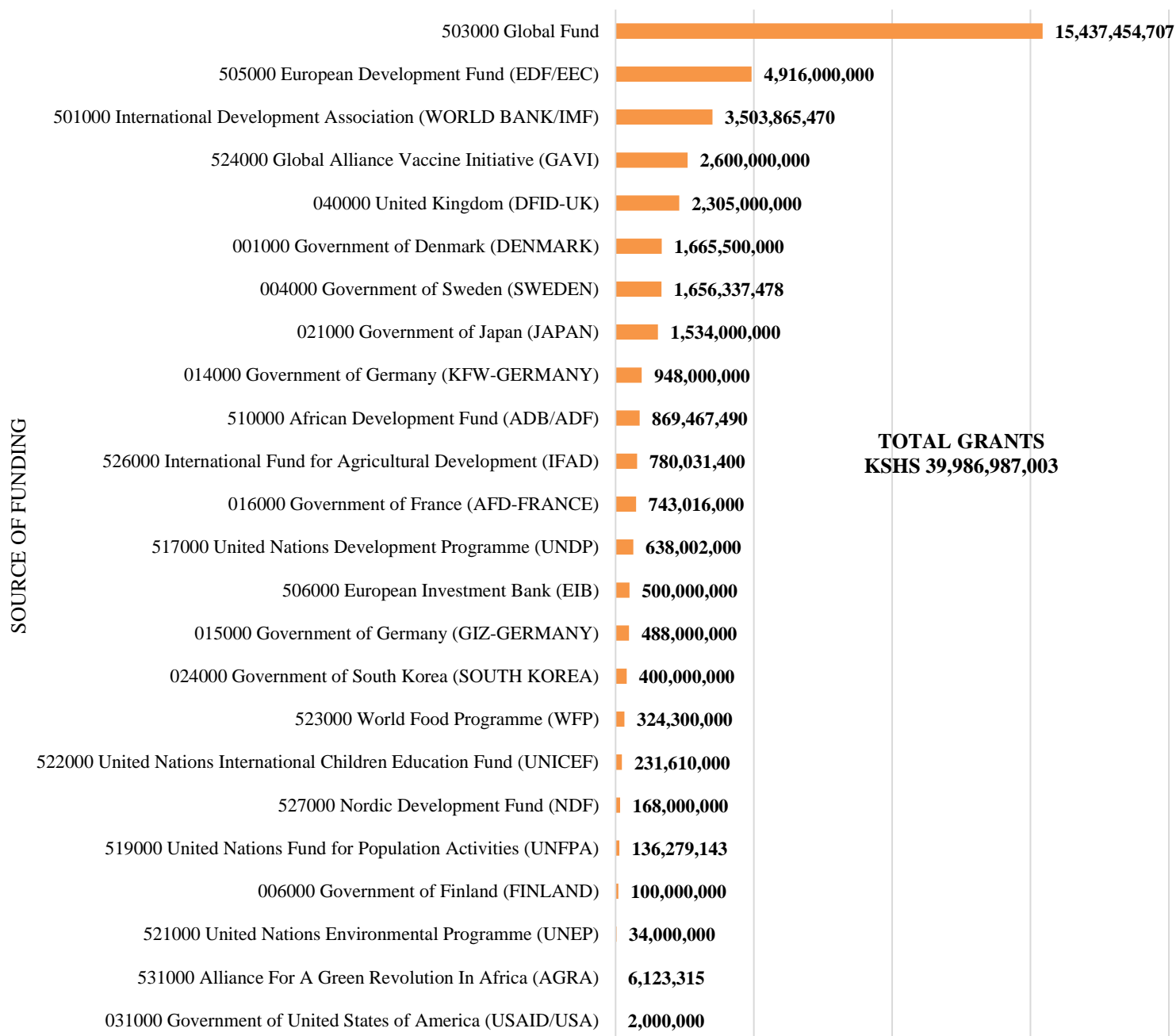


Figure 8: Summary of Grants by Donor FY 2018/2019

SUMMARY GRANTS BY DONOR (PERCENTAGE), FY 2018/2019

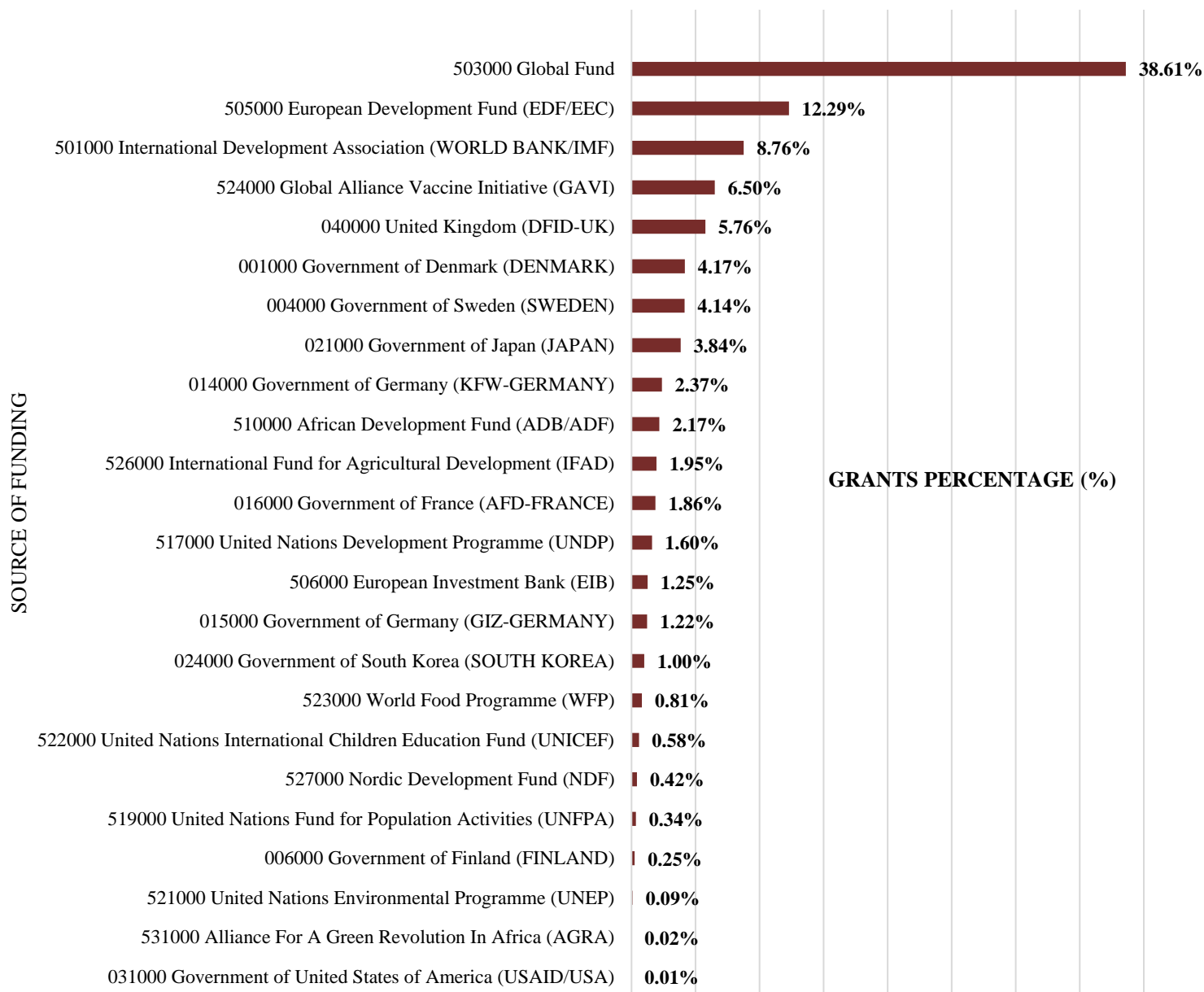


Figure 9: Summary of Grants (%) by Donor FY 2018/2019

EXTERNAL RESOURCES FROM BILATERAL DONORS

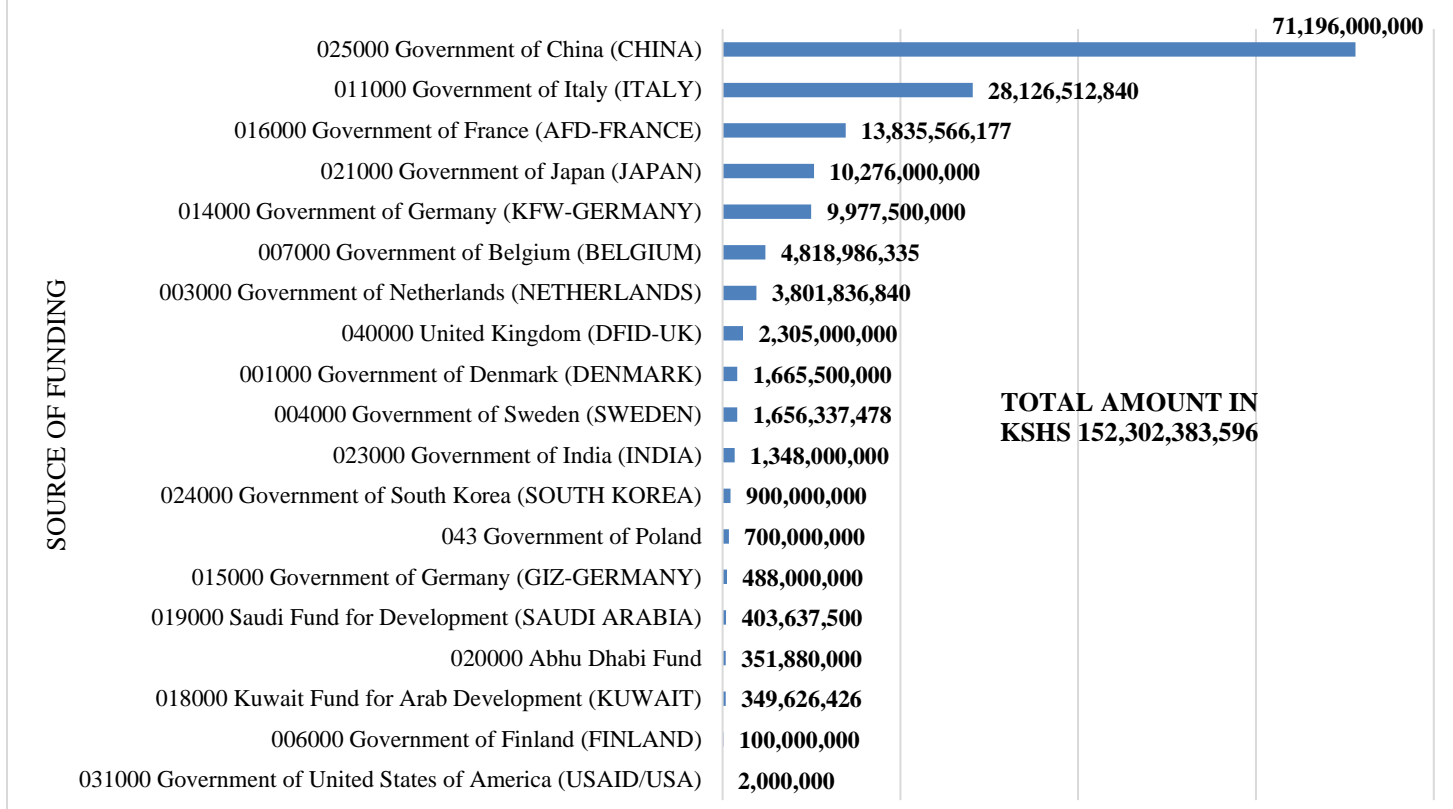


Figure 10: External Resources from Bilateral Donors

EXTERNAL RESOURCES FROM MULTILATERAL DONORS, FY 2018/2019

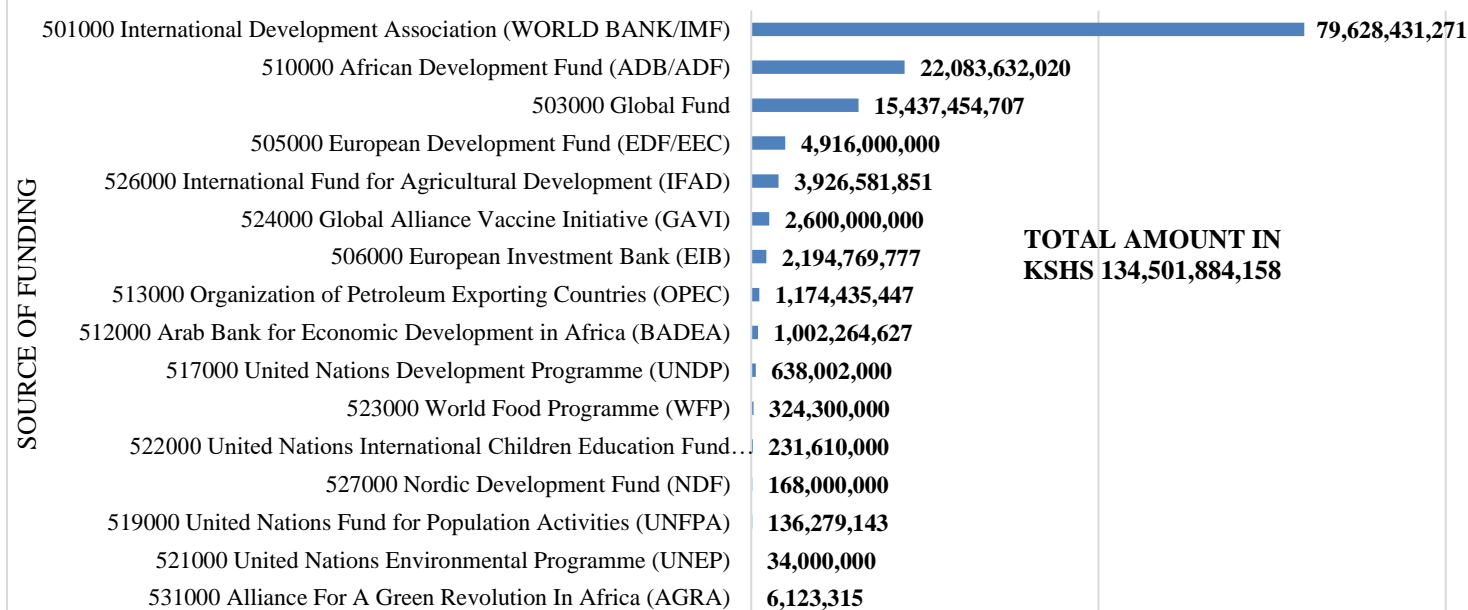


Figure 11: External Resources from Multilateral Donors

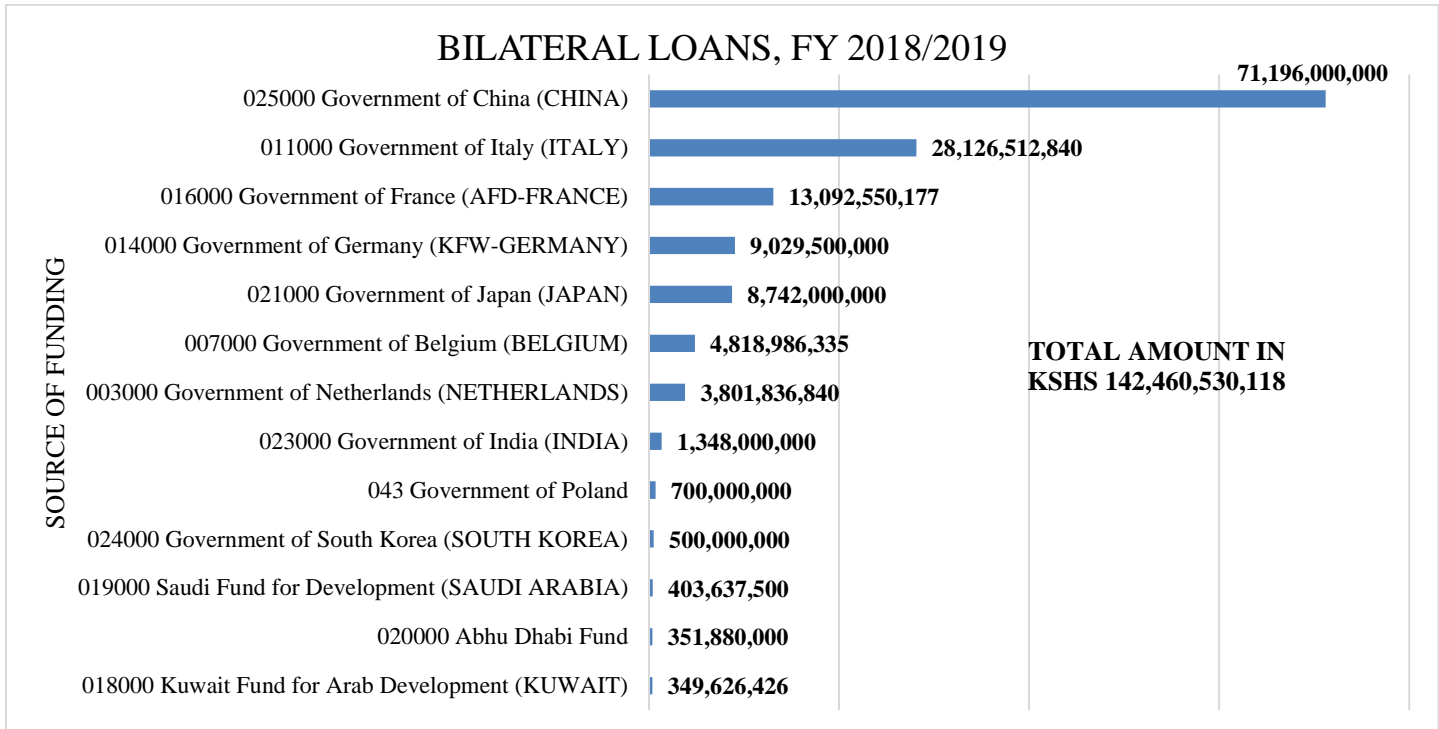


Figure 12: bilateral Loans

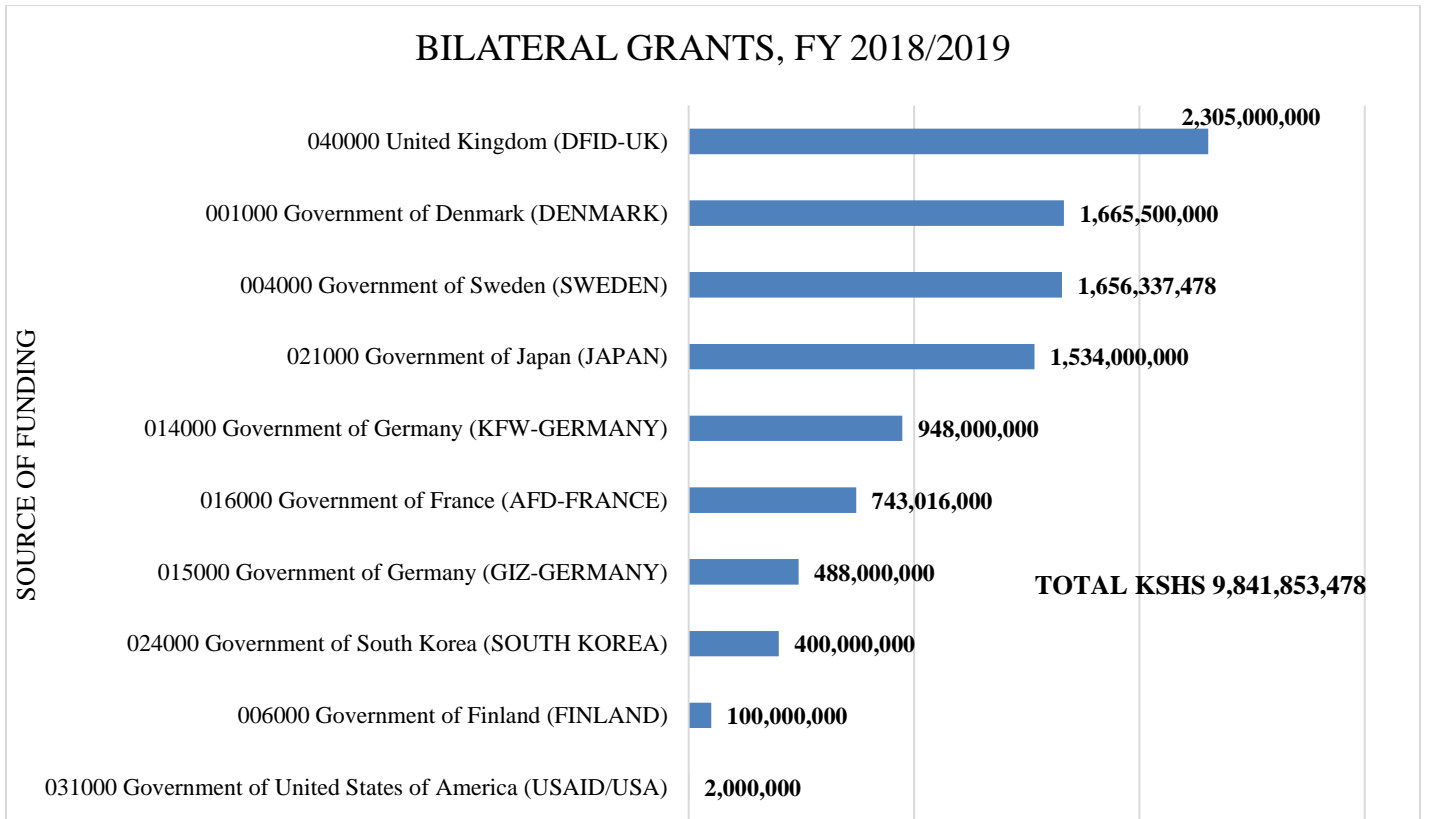


Figure 13: Bilateral Grants

MULTILATERAL LOANS, FY 2018/2019

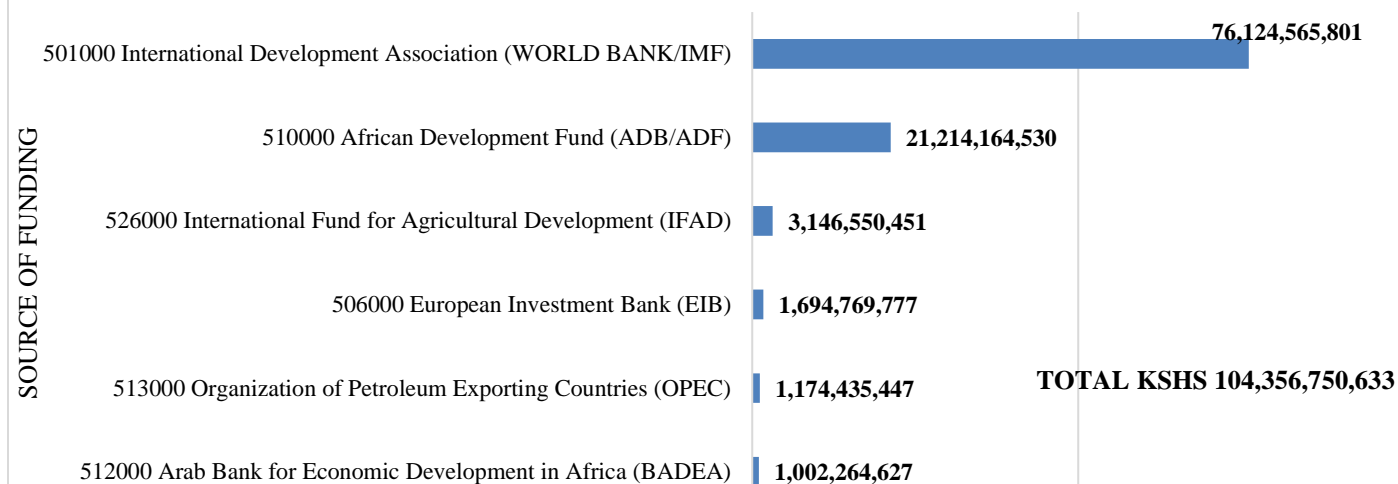


Figure 14: Multilateral Loans

MULTILATERAL GRANTS, FY 2018/2019

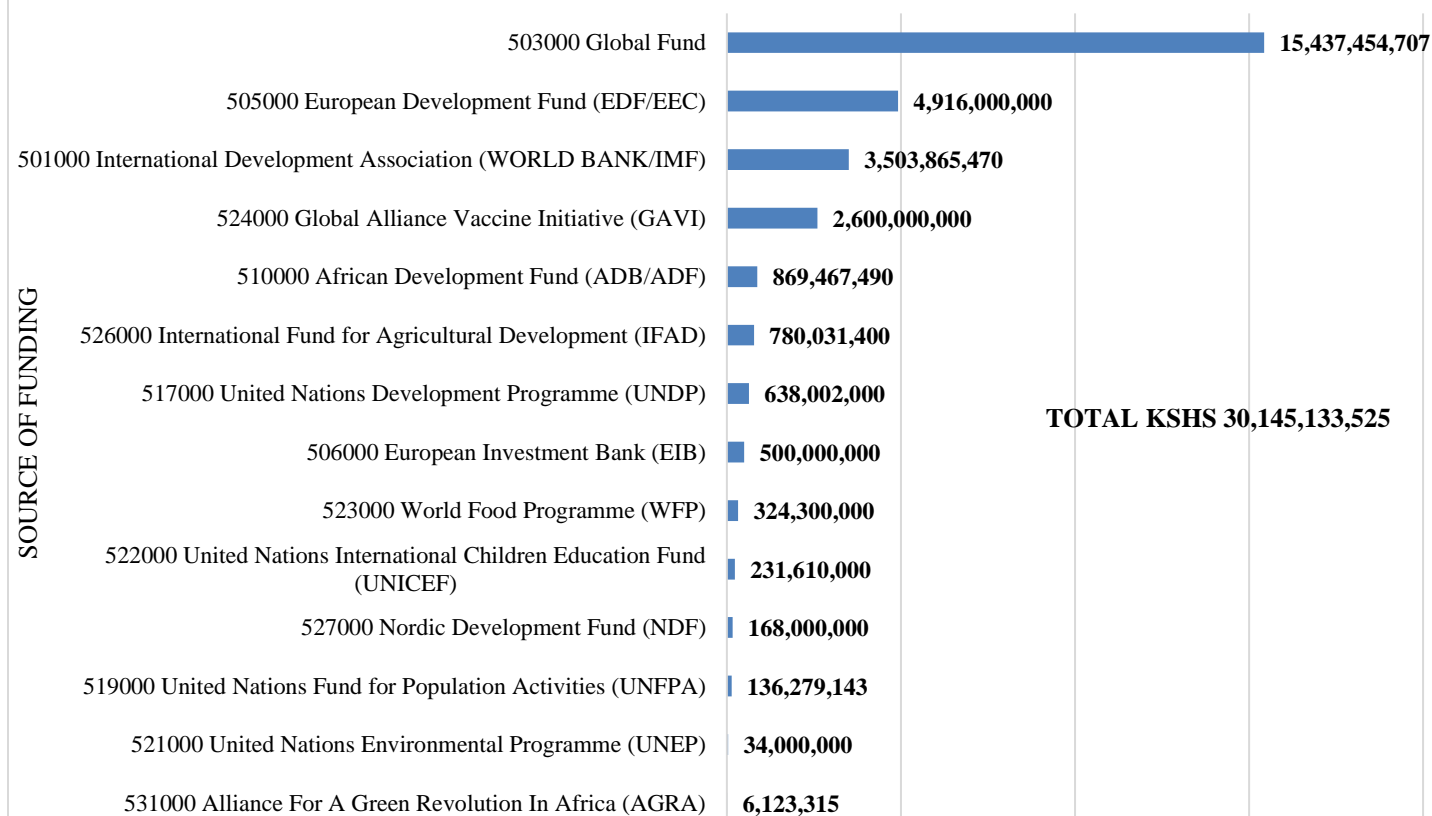


Figure 15: Multilateral Grants

EXTERNAL FINANCING THROUGH A.I.A, FY 2018/2019

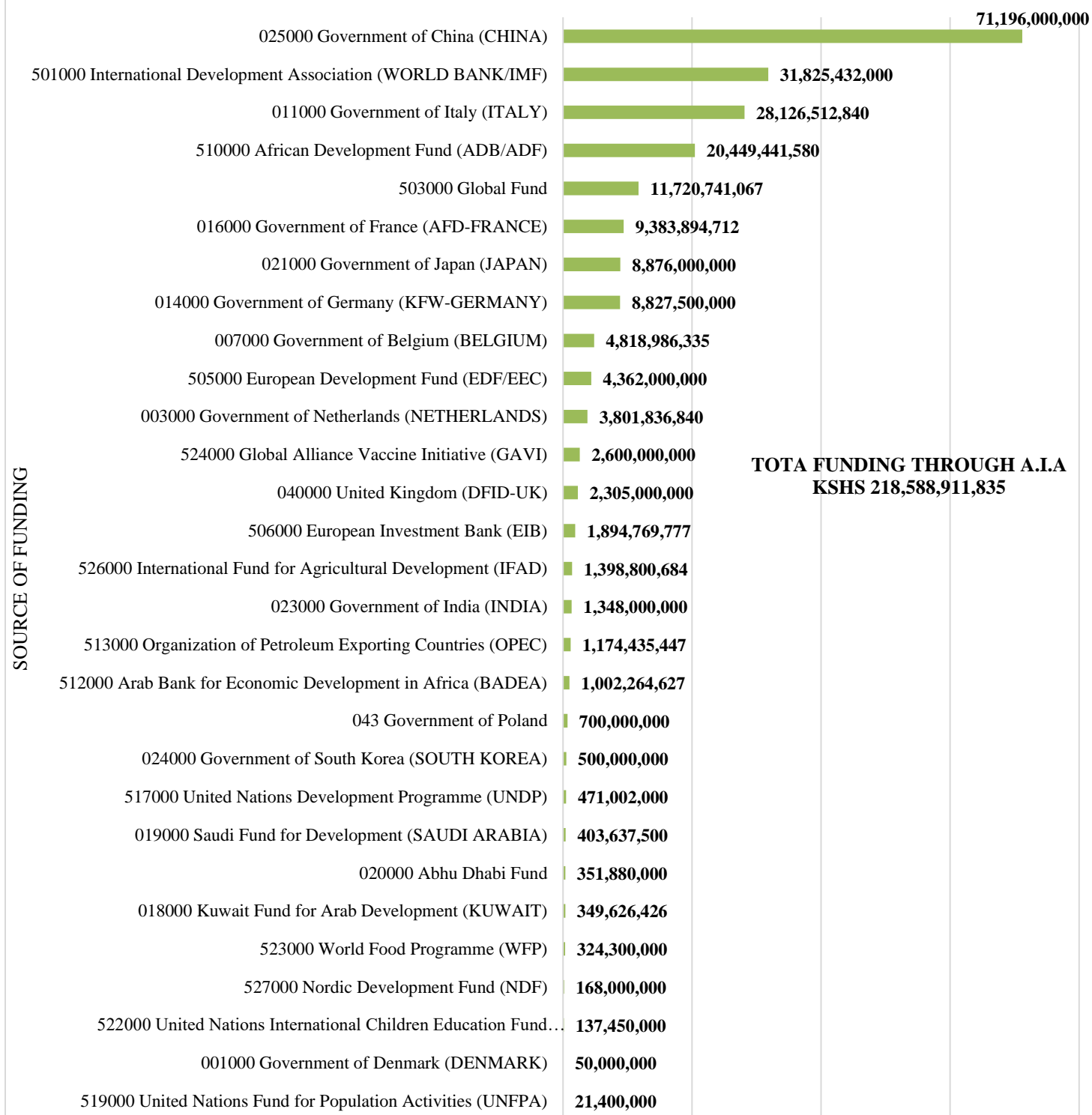


Figure 16: External Financing Through A.I.A, FY 2018/2019

EXTERNAL FINANCING THROUGH REVENUE, FY 2018/2019

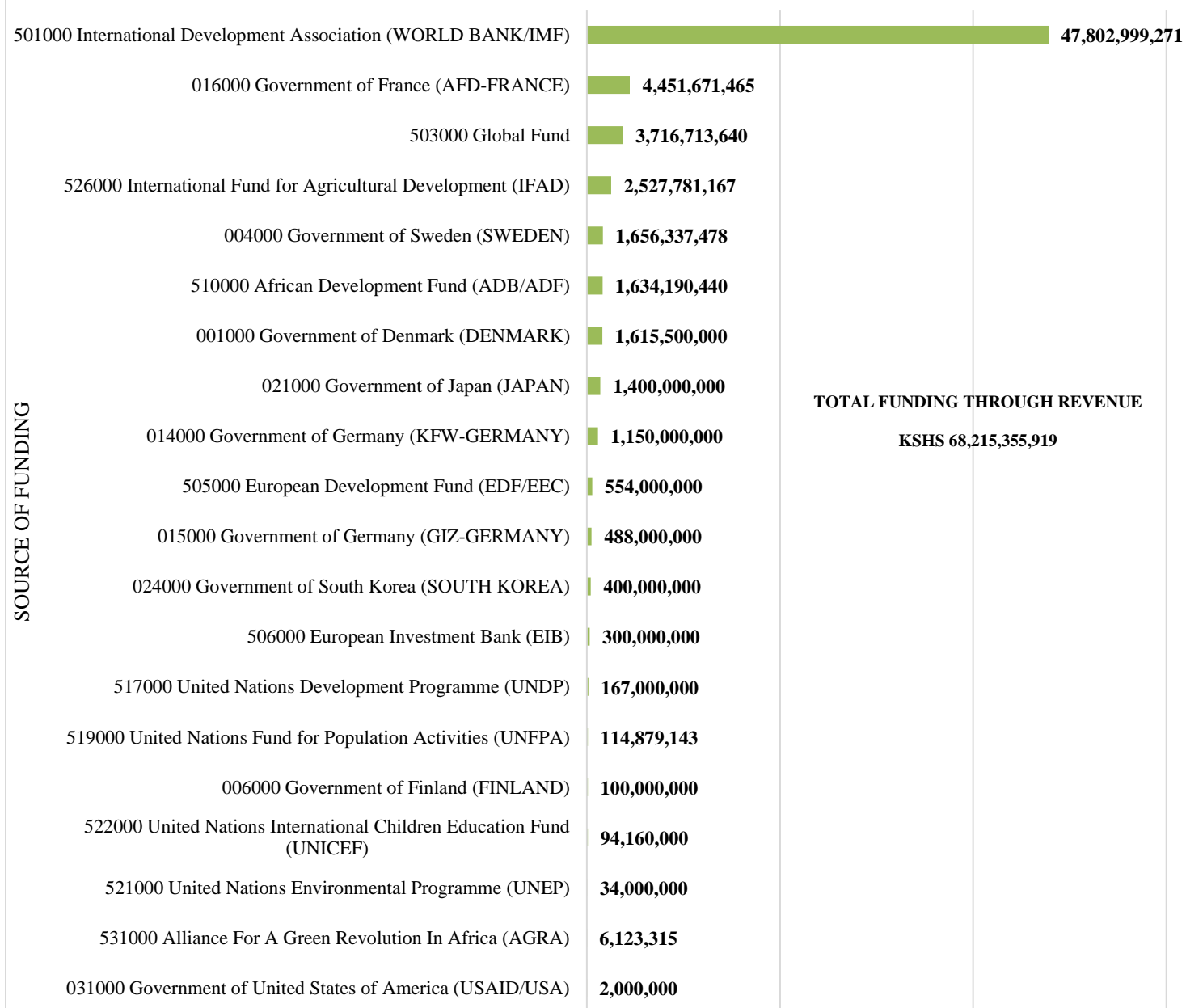


Figure 17: External Financing Through Revenue, FY 2018/2019

TABLE - III : SUMMARY OF EXTERNAL FUNDING: 2018/2019 BUDGET (Listed by Vote)

Implementing Agency	External Appropriations in Aid 2018/2019		External Revenue 2018/2019		Total Loans 2018/2019	Total Grants 2018/2019	Grand Total 2018/2019
	Grants	Loans	Grants	Loans			
1011 The Presidency	-	-	-	500,000,000	500,000,000	-	500,000,000
1021 State Department for Interior	364,002,000	-	65,000,000	-	-	429,002,000	429,002,000
1032 State Department for Devolution	1,223,000,000	-	114,300,000	-	-	1,337,300,000	1,337,300,000
1035 State Department for Development of the ASAL	2,538,000,000	-	32,000,000	-	-	2,570,000,000	2,570,000,000
1041 Ministry of Defence	-	10,974,349,680	-	-	10,974,349,680	-	10,974,349,680
1064 State Department for Vocational and Technical Training	-	3,300,000,000	-	-	3,300,000,000	-	3,300,000,000
1065 State Department for University Education	-	2,800,000,000	-	450,000,000	3,250,000,000	-	3,250,000,000
1066 State Department for Early Learning & Basic Education	525,000,000	45,000,000	1,349,161,625	2,811,669,353	2,856,669,353	1,874,161,625	4,730,830,978
1071 The National Treasury	12,095,856,767	307,684,984	1,041,634,340	610,300,667	917,985,651	13,137,491,107	14,055,476,758
1072 State Department for Planning	118,100,000	-	130,660,000	-	-	248,760,000	248,760,000
1081 Ministry of Health	3,209,050,000	9,481,001,335	5,449,777,988	5,543,620,325	15,024,621,660	8,658,827,988	23,683,449,648
1091 State Department for Infrastructure	2,440,000,000	24,912,832,000	570,000,000	6,266,548,000	31,179,380,000	3,010,000,000	34,189,380,000
1092 State Department for Transport	-	53,213,000,000	-	1,273,000,000	54,486,000,000	-	54,486,000,000
1096 State Department for Housing, Urban Development and Public Works	-	4,065,000,000	-	13,978,373,965	18,043,373,965	-	18,043,373,965
1107 Ministry of Water and Sanitation	1,035,000,000	24,158,750,000	1,612,000,000	9,002,640,000	33,161,390,000	2,647,000,000	35,808,390,000
1108 Ministry of Environment and Forestry	1,927,000,000	-	266,000,000	-	-	2,193,000,000	2,193,000,000
1122 State Department for Information Communications and Technology & Innovation	-	10,261,000,000	-	200,000,000	10,461,000,000	-	10,461,000,000
1152 State Department for Energy	168,000,000	32,144,827,489	-	2,001,000,000	34,145,827,489	168,000,000	34,313,827,489
1162 State Department for Livestock.	-	1,318,000,000	2,200,000	998,000,000	2,316,000,000	2,200,000	2,318,200,000
1165 State Department for Crop Development	1,063,507,680	2,264,933,900	1,671,720,603	8,031,749,053	10,296,682,953	2,735,228,283	13,031,911,236
1166 State Department for Fisheries, Aquaculture & the Blue Economy	-	-	-	170,000,000	170,000,000	-	170,000,000
1167 State Department for Irrigation	-	869,000,000	-	700,000,000	1,569,000,000	-	1,569,000,000
1175 State Department for Industrialization	-	604,000,000	-	834,000,000	1,438,000,000	-	1,438,000,000

TABLE - III : SUMMARY OF EXTERNAL FUNDING: 2018/2019 BUDGET (Listed by Vote)

Implementing Agency	External Appropriations in Aid 2018/2019		External Revenue 2018/2019		Total Loans 2018/2019	Total Grants 2018/2019	Grand Total 2018/2019
	Grants	Loans	Grants	Loans			
1184 State Department for Labour	-	-	-	1,100,000,000	1,100,000,000	-	1,100,000,000
1185 State Department for Social Protection	-	-	48,000,000	-	-	48,000,000	48,000,000
1193 State Department for Petroleum	50,000,000	200,000,000	80,000,000	170,000,000	370,000,000	130,000,000	500,000,000
1204 Ministry of Tourism and Wildlife	245,016,000	-	-	-	-	245,016,000	245,016,000
1211 State Department for Public Service and Youth	-	-	-	654,000,000	654,000,000	-	654,000,000
1221 State Department for East African Community	65,000,000	-	-	-	-	65,000,000	65,000,000
1222 State Department for Regional and Northern Corridor Development	-	9,104,000,000	-	-	9,104,000,000	-	9,104,000,000
1252 State Law Office and Department of Justice	-	-	488,000,000	-	-	488,000,000	488,000,000
1261 The Judiciary	-	1,499,000,000	-	-	1,499,000,000	-	1,499,000,000
Total	27,066,532,447	191,522,379,388	12,920,454,556	55,294,901,363	246,817,280,751	39,986,987,003	286,804,267,754

Grand Total per Vote 2018/2019

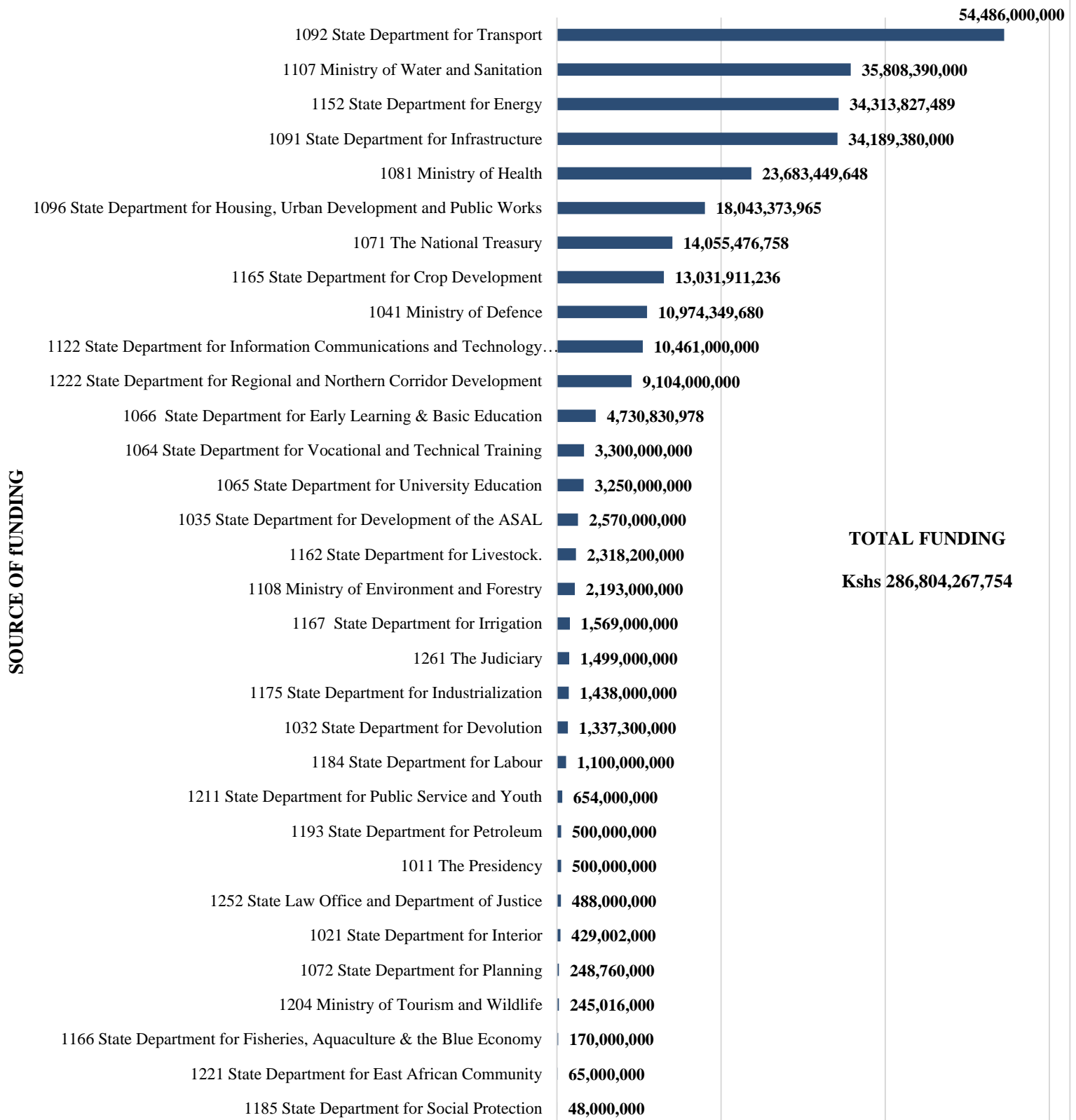


Figure 18: Summary total by Vote FY 2018/2019

TOTAL PER VOTE, PERCENTAGE

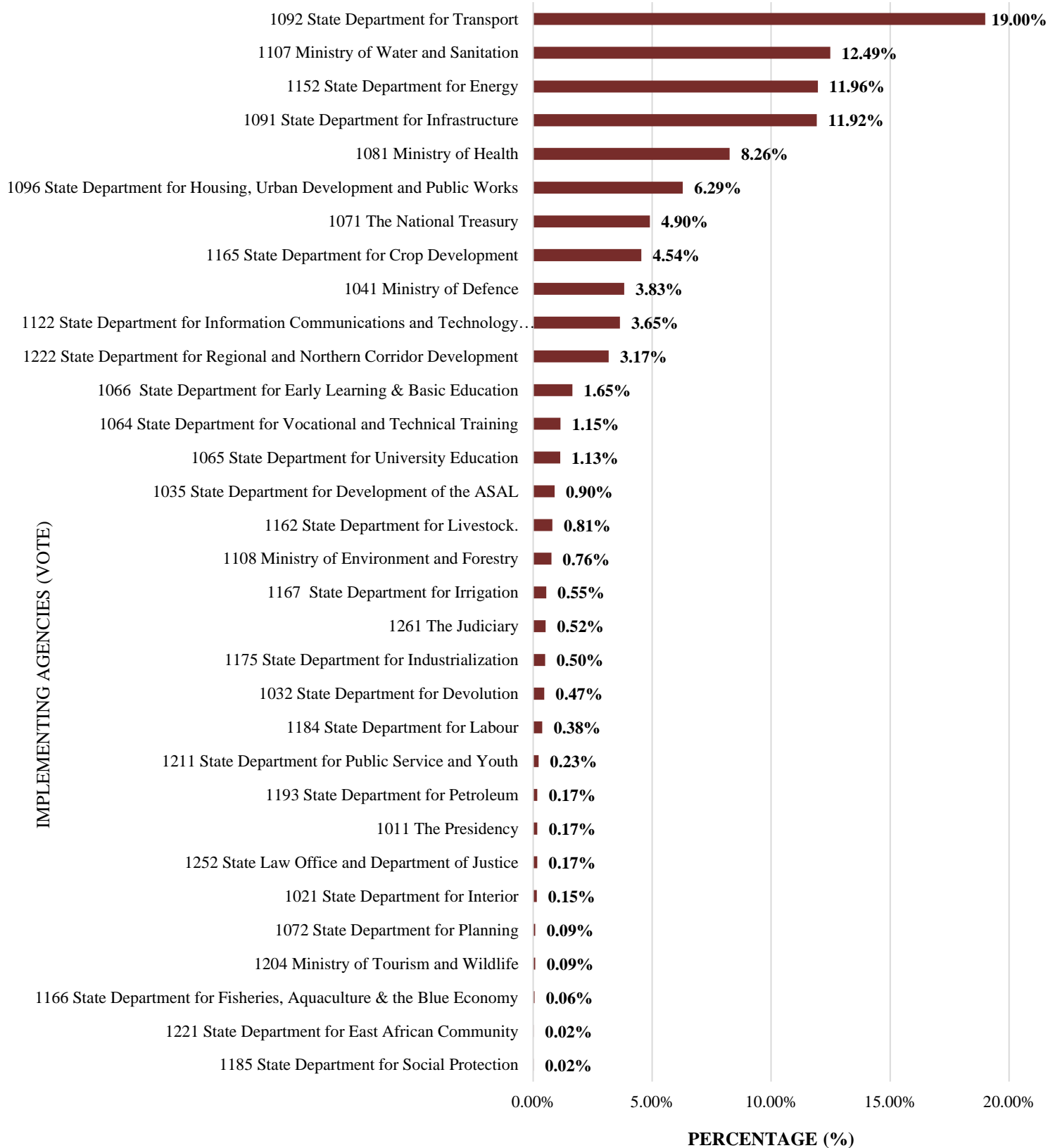


Figure 19: Summary total (%) by Vote FY 2018/2019

Total Loans per Vote 2018/2019

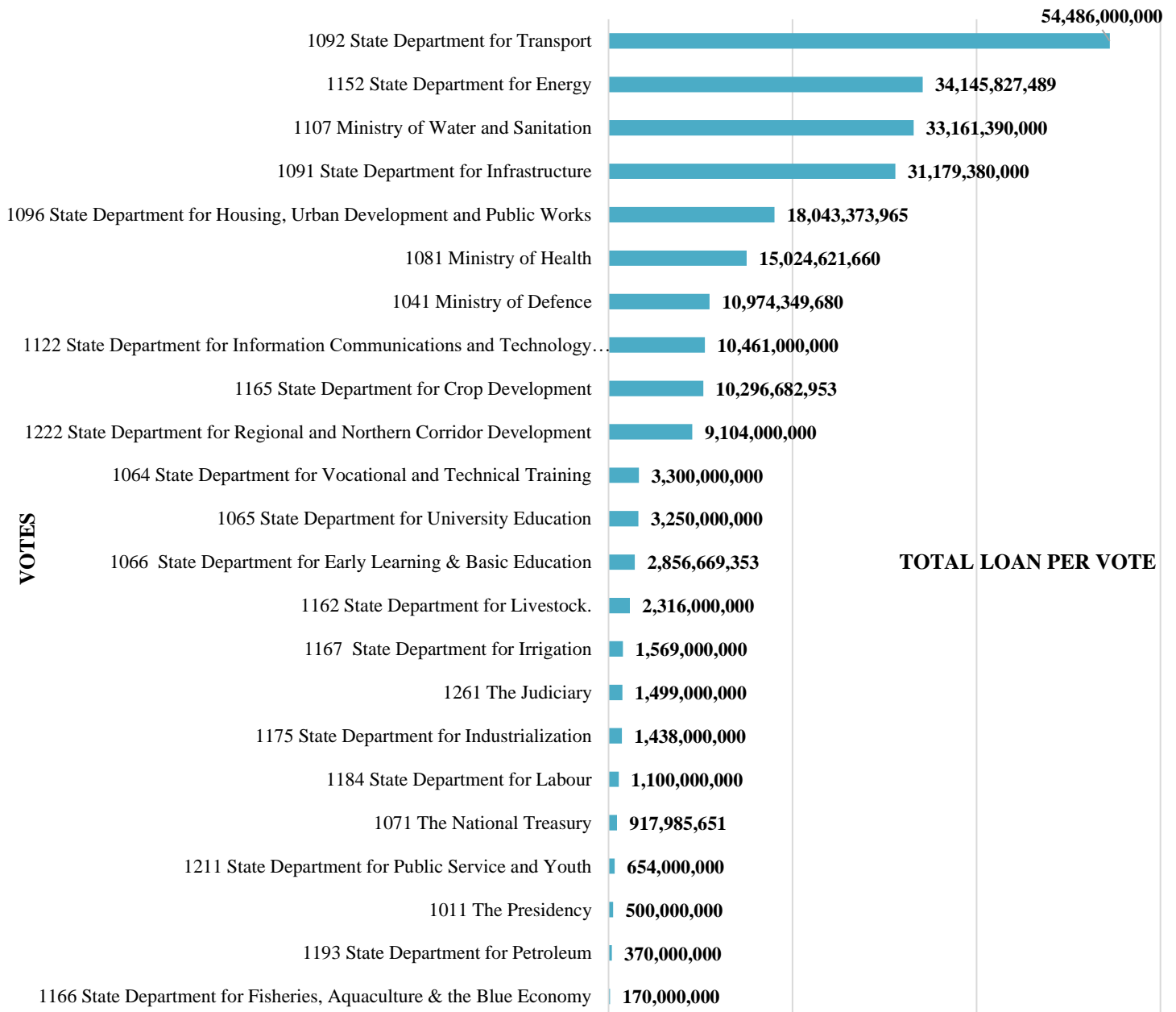


Figure 20: Total Loans per Vote

Total Grants per Vote 2018/2019

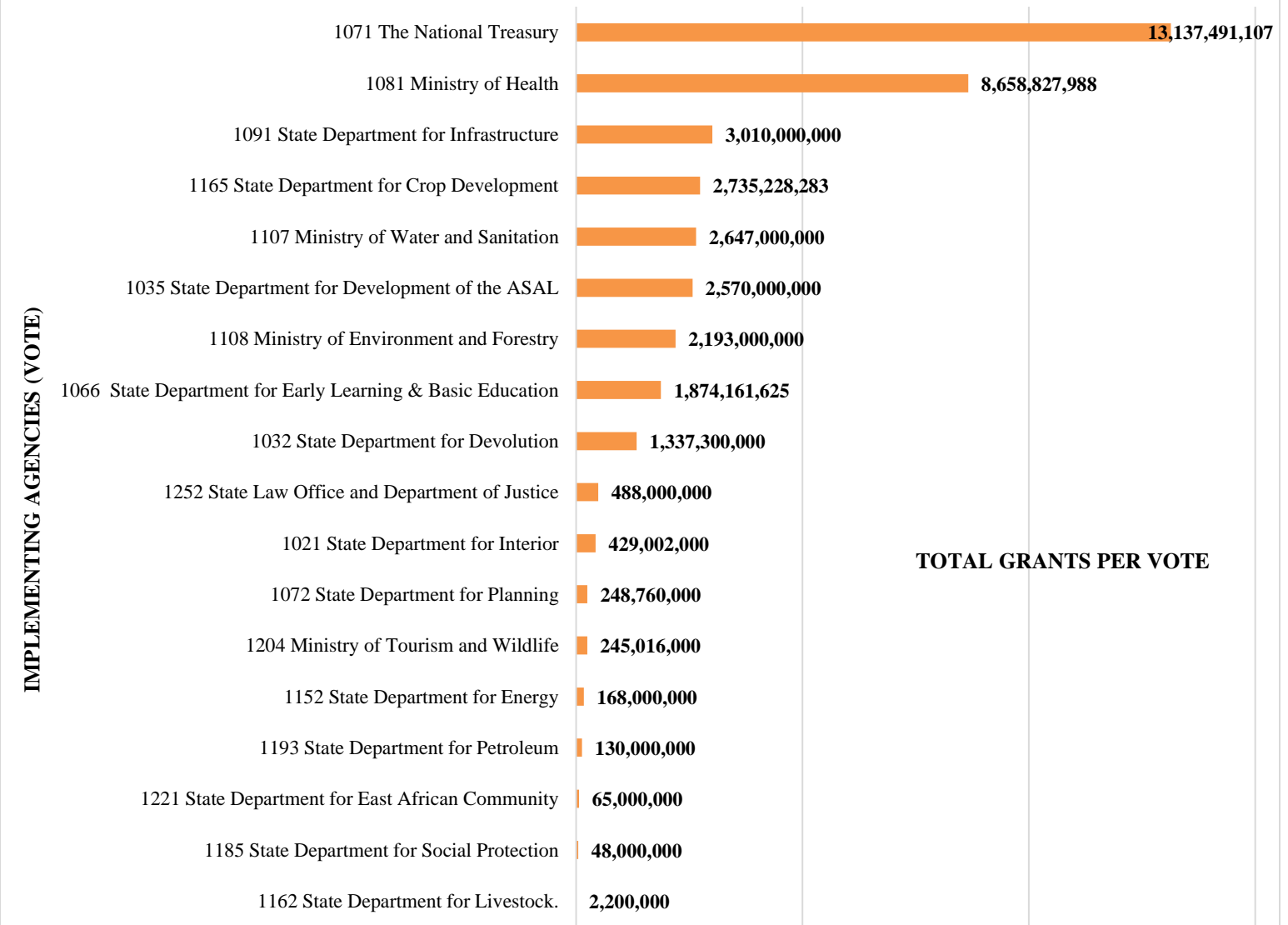


Figure 21: Total Grants per Vote

The following State Departments did not receive any external financing for the financial year 2018/2019

S/No	Vote	Title
1.	1023	State Department for Correctional Services
2.	1024	State Department for Immigration and Citizen Services
3.	1052	Ministry of Foreign Affairs
4.	1112	Ministry of Lands and Physical Planning
5.	1123	State Department for Broadcasting & Telecommunications
6.	1132	State Department for Sports
7.	1134	State Department for Heritage
8.	1168	State Department for Agricultural Research
9.	1173	State Department for Cooperatives
10.	1174	State Department for Trade
11.	1192	State Department for Mining
12.	1212	State Department for Gender
13.	1271	Ethics and Anti-Corruption Commission
14.	1291	Office of the Director of Public Prosecutions
15.	2031	Independent Electoral and Boundaries Commission
16.	2041	Parliamentary Service Commission
17.	2071	Public Service Commission
18.	2091	Teachers Service Commission
19.	2111	Auditor General

TABLE - IV : SUMMARY OF EXTERNAL RESOURCES ABSORPTION FOR PROJECTS 2018/2019

Implementing Agency	Gross Estimates 2018/2019 (KShs)	External Commitments 2018/2019 (KShs)	External Resources 2018/2019 (KShs)	% of Gross 2018/2019	% Absorption 2018/2019
1011 The Presidency	1,108,830,000	500,000,000	500,000,000	45.09	100.00
1021 State Department for Interior	17,308,702,000	429,002,000	429,002,000	2.48	100.00
1023 State Department for Correctional Services	1,812,600,000	-	-	-	-
1024 State Department for Immigration and Citizen Services	690,300,000	-	-	-	-
1032 State Department for Devolution	37,959,566,000	1,337,300,000	1,337,300,000	3.52	100.00
1035 State Department for Development of the ASAL	5,358,000,000	2,570,000,000	2,570,000,000	47.97	100.00
1041 Ministry of Defence	14,974,349,680	10,974,349,680	10,974,349,680	73.29	100.00
1052 Ministry of Foreign Affairs	1,937,740,000	-	-	-	-
1064 State Department for Vocational and Technical Training	8,338,000,000	3,300,000,000	3,300,000,000	39.58	100.00
1065 State Department for University Education	13,338,000,000	-	3,250,000,000	24.37	-
1066 State Department for Early Learning & Basic Education	10,418,830,978	4,730,830,978	4,730,830,978	45.41	100.00
1067 State Department for Research & University Education	-	3,250,000,000	-	-	-
1071 The National Treasury	38,577,476,758	14,055,476,758	14,055,476,758	36.43	100.00
1072 State Department for Planning	2,602,424,000	3,352,760,000	248,760,000	9.56	7.42
1081 Ministry of Health	40,906,449,648	23,683,449,648	23,683,449,648	57.90	100.00
1091 State Department for Infrastructure	121,685,380,000	34,189,380,000	34,189,380,000	28.10	100.00
1092 State Department for Transport	90,424,591,835	57,649,000,000	54,486,000,000	60.26	94.51

TABLE - IV : SUMMARY OF EXTERNAL RESOURCES ABSORPTION FOR PROJECTS 2018/2019

Implementing Agency	Gross Estimates 2018/2019 (KShs)	External Commitments 2018/2019 (KShs)	External Resources 2018/2019 (KShs)	% of Gross 2018/2019	% Absorption 2018/2019
1094 State Department for Housing & Urban Development	-	18,043,373,965	-	-	-
1096 State Department for Housing, Urban Development and Public Works	29,101,373,965	-	18,043,373,965	62.00	-
1107 Ministry of Water and Sanitation	48,771,390,000	30,439,390,000	35,808,390,000	73.42	117.64
1108 Ministry of Environment and Forestry	6,003,000,000	2,193,000,000	2,193,000,000	36.53	100.00
1112 Ministry of Lands and Physical Planning	3,345,214,997	-	-	-	-
1122 State Department for Information Communications and Technology & Innovation	26,958,614,114	10,461,000,000	10,461,000,000	38.80	100.00
1123 State Department for Broadcasting & Telecommunications	688,000,000	-	-	-	-
1132 State Department for Sports	675,000,000	-	-	-	-
1134 State Department for Heritage	881,600,000	-	-	-	-
1152 State Department for Energy	64,386,827,489	34,313,827,489	34,313,827,489	53.29	100.00
1162 State Department for Livestock.	4,281,740,920	2,318,200,000	2,318,200,000	54.14	100.00
1165 State Department for Crop Development	20,215,429,236	13,031,911,236	13,031,911,236	64.47	100.00
1166 State Department for Fisheries, Aquaculture & the Blue Economy	2,184,000,000	170,000,000	170,000,000	7.78	100.00
1167 State Department for Irrigation	6,659,000,000	6,938,000,000	1,569,000,000	23.56	22.61
1168 State Department for Agricultural Research	475,899,330	-	-	-	-
1173 State Department for Cooperatives	840,000,000	-	-	-	-
1174 State Department for Trade	312,000,000	-	-	-	-

TABLE - IV : SUMMARY OF EXTERNAL RESOURCES ABSORPTION FOR PROJECTS 2018/2019

Implementing Agency	Gross Estimates 2018/2019 (KShs)	External Commitments 2018/2019 (KShs)	External Resources 2018/2019 (KShs)	% of Gross 2018/2019	% Absorption 2018/2019
1175 State Department for Industrialization	4,298,000,000	1,438,000,000	1,438,000,000	33.46	100.00
1184 State Department for Labour	1,549,400,000	1,100,000,000	1,100,000,000	71.00	100.00
1185 State Department for Social Protection	12,491,090,000	48,000,000	48,000,000	0.38	100.00
1192 State Department for Mining	325,000,000	-	-	-	-
1193 State Department for Petroleum	4,758,500,000	500,000,000	500,000,000	10.51	100.00
1202 State Department for Tourism	-	100,000,000	-	-	-
1203 State Department for Wildlife	-	433,636,000	-	-	-
1204 Ministry of Tourism and Wildlife	3,645,516,000	-	245,016,000	6.72	-
1211 State Department for Public Service and Youth	4,068,334,400	654,000,000	654,000,000	16.08	100.00
1212 State Department for Gender	3,413,000,000	-	-	-	-
1221 State Department for East African Community	65,000,000	65,000,000	65,000,000	100.00	100.00
1222 State Department for Regional and Northern Corridor Development	13,282,942,863	-	9,104,000,000	68.54	-
1251 Office of The Attorney General and Department of Justice	-	488,000,000	-	-	-
1252 State Law Office and Department of Justice	714,000,000	-	488,000,000	68.35	-
1261 The Judiciary	1,549,000,000	2,491,285,000	1,499,000,000	96.77	60.17
1271 Ethics and Anti-Corruption Commission	125,000,000	-	-	-	-
1291 Office of the Director of Public Prosecutions	100,000,000	-	-	-	-

TABLE - IV : SUMMARY OF EXTERNAL RESOURCES ABSORPTION FOR PROJECTS 2018/2019

Implementing Agency	Gross Estimates 2018/2019 (KShs)	External Commitments 2018/2019 (KShs)	External Resources 2018/2019 (KShs)	% of Gross 2018/2019	% Absorption 2018/2019
2031 Independent Electoral and Boundaries Commission	43,000,000	-	-	-	-
2041 Parliamentary Service Commission	2,700,000,000	-	-	-	-
2071 Public Service Commission	59,290,000	-	-	-	-
2091 Teachers Service Commission	136,000,000	-	-	-	-
2111 Auditor General	682,230,000	-	-	-	-
TOTAL	677,225,634,213	285,248,172,754	286,804,267,754	1,360	2,502

TABLE V: DETAILS OF EXTERNAL FUNDING FOR PROJECTS LISTED BY VOTE

IMPLEMENTING AGENCY / FUNDING SOURCE / DONOR FACILITY (AGREEMENT)	FY 2018/2019 Printed Estimates (KES)				
	Loan		Grant		GoK Counterpart Fund Amount
	AIA	Revenue	AIA	Revenue	
1011 - The Presidency					
501 - International Development Association (IDA)					
501132 - Kenya Development Response to Displacement Impacts	0	500,000,000			
Total	0	500,000,000			
1021 - State Department for Interior					
021 - Government of Japan					
021117 - Patrol Boats for Security Operations			288,000,000	0	
517 - United Nations Development Programme (UNDP)					
517093 - Deepening Foundations for Peace building and Community Security In Kenya 2014-2018.			76,002,000	65,000,000	
Total			364,002,000	65,000,000	
1032 - State Department for Devolution					
004 - Government of Sweden					
004018 - Kenya Symbiocity Programme			0	114,300,000	
501 - International Development Association (IDA)					
501116 - Devolution Support Programme For-Results (PforR).					6,300,000,000
505 - European Development Fund					
505063 - Instruments for Devolution Advice and Support (IDEAS)			1,173,000,000	0	
517 - United Nations Development Programme (UNDP)					
517105 - Support to Devolution Programme			50,000,000	0	30,000,000
Total			1,223,000,000	114,300,000	6,330,000,000
1035 - State Department for Development of ASAL areas					
021 - Government of Japan					
021116 - Project on Enhancing Community Resilience Against Drought (II)- ECORAD (II)			98,000,000	0	24,000,000
040 - United Kingdom DFID (UK)					
040024 - Kenya Hunger Safety Net Programme.			2,000,000,000	0	
505 - European Development Fund					
505065 - Ending Drought Emergencies: Support to Drought Risk Management			440,000,000	0	

TABLE V: DETAILS OF EXTERNAL FUNDING FOR PROJECTS LISTED BY VOTE

IMPLEMENTING AGENCY / FUNDING SOURCE / DONOR FACILITY (AGREEMENT)	FY 2018/2019 Printed Estimates (KES)				
	Loan		Grant		GoK Counterpart Fund Amount
	AIA	Revenue	AIA	Revenue	
517 - United Nations Development Programme (UNDP)					
517108 - Drought Response and Resilience in the Semi-Arid Regions of Kenya.			0	32,000,000	
523 - World Food Programme					
523012 - Protracted Relief and Recovery Operation (Bridging Relief and Resilience in The Arid and Semi-Arid Lands)					55,000,000
Total			2,538,000,000	32,000,000	79,000,000
1041 - Ministry of Defence					
003 - Government of Netherlands					
003019 - Military Modernisation Programmes	3,601,836,840	0			
011 - Government of Italy					
011141 - Military Modernisation Programmes	7,372,512,840	0			
Total	10,974,349,680	0			
1064 - State Department for Vocational and Technical Training					
025 - Government of China					
025040 - Technical And Vocational Training Laboratories Project (TIVET Phase II)	3,000,000,000	0			
510 - African Development Bank/ Fund					
510061 - Support To Technical Vocational Education and Training for Relevant Skills Development Project - Phase II	300,000,000	0			20,000,000
Total	3,300,000,000	0			20,000,000
1065 - State Department for University Education					
501 - International Development Association (IDA)					
501131 - Eastern and Southern Africa Centres of Excellence	0	450,000,000			
Total	0	450,000,000			
1066 - State Department for Early Learning & Basic Education					
018 - Kuwait Fund for Arab Development					
018004 - School Infrastructure in North Nyamira/ Borabu	45,000,000	0			
021 - Government of Japan					
021085 - National Volunteers Programme			0	158,000,000	10,000,000

TABLE V: DETAILS OF EXTERNAL FUNDING FOR PROJECTS LISTED BY VOTE

IMPLEMENTING AGENCY / FUNDING SOURCE / DONOR FACILITY (AGREEMENT)	FY 2018/2019 Printed Estimates (KES)				
	Loan		Grant		GoK Counterpart Fund Amount
	AIA	Revenue	AIA	Revenue	
501 - International Development Association (IDA)					
501105 - Kenya Primary Education Project -GPE			500,000,000	1,136,161,625	313,500,000
501125 - Kenya Secondary Education Quality Improvement Project	0	2,811,669,353			1,422,640,900
522 - United Nations International Children Education Fund (UNICEF)					
522023 - Early Childhood Development			5,000,000	10,000,000	
522072 - Nomadic Education			5,000,000	30,000,000	
522075 - Child Friendly Schools			5,000,000	5,000,000	
522076 - Peace Education			5,000,000	5,000,000	
522080 - Education in Emergencies			5,000,000	5,000,000	
Total	45,000,000	2,811,669,353	525,000,000	1,349,161,625	1,746,140,900
1067 - State Department for Research & University Education					
024 - Government of South Korea					
024010 - Establishment of Kenya Advanced Institute of Science and Technology	500,000,000	0			
025 - Government of China					
025020 - Kenyatta University Teaching and Referral Hospital Project	1,500,000,000	0			
510 - African Development Bank/ Fund					
510043 - Support To Enhancement of Quality and Relevance in Higher Education, Science and Technology.	800,000,000	0			
Total	2,800,000,000	0			
1071 - The National Treasury					
001 - Government of Denmark					
001009 - Support for Public Financial Management (PFM-R)			0	241,000,000	
004 - Government of Sweden					
004011 - Support to Public Financial Management (PFM-R)			0	175,000,000	
016 - Government of France					
016001 - Study and Capacity Building III			10,000,000	0	
031 - Government of United States of America (USAID)					

TABLE V: DETAILS OF EXTERNAL FUNDING FOR PROJECTS LISTED BY VOTE

IMPLEMENTING AGENCY / FUNDING SOURCE / DONOR FACILITY (AGREEMENT)	FY 2018/2019 Printed Estimates (KES)				
	Loan		Grant		GoK Counterpart Fund Amount
	AIA	Revenue	AIA	Revenue	
031056 - Fund for Economic Development - Aid Effectiveness for Development Results			0	2,000,000	
501 - International Development Association (IDA)					
501099 - Kenya Petroleum Technical Assistance Project (KEPTAP)	0	150,000,000			
501106 - Financial Sector Support Project.	82,000,000	350,435,200			
503 - Global Fund					
503001 - HIV/AIDS Round 7			4,532,585,547	113,580,505	
503007 - Tuberculosis Round 6			879,884,736	25,642,701	
503009 - Malaria Round 10 - Special Global Fund			51,713,128	7,429,875	
503010 - Special Global Fund HIV Grant-KEN-H-TNT			4,990,064,789	381,792,262	
503011 - Special Global Fund Malaria Grant-KEN-M-TNT			844,121,002	52,746,748	
503012 - Special Global Fund TB Grant-KEN-T-TNT			422,371,865	27,326,549	
505 - European Development Fund					
505048 - Technical Support Programme (ERD)			150,000,000	0	
505060 - Regional integration implementation program			200,000,000	0	
526 - International Fund for Agricultural Development (IFAD)					
526008 - Profit Programme	225,684,984	109,865,467	15,115,700	15,115,700	38,062,180
Total	307,684,984	610,300,667	12,095,856,767	1,041,634,340	38,062,180
1072 - State Department for Planning					
011 - Government of Italy					
011135 - Sigor Wei-Wei Phase (III)	419,000,000	0			
011139 - Kimwarer Multipurpose Dam	1,685,000,000	0			
501 - International Development Association (IDA)					
501116 - Devolution Support Programme For-Results (PforR).					90,000,000
517 - United Nations Development Programme (UNDP)					
517102 - Support to the Implementation of the Governments Medium Term Plan II of the Vision 2030			85,000,000	0	
519 - United Nations Fund for Population Activities (UNFPA)					
519001 - Integration and Coordination with ICPD POA-NCAPD			12,000,000	95,700,000	
519004 - Data Collection and Data Base Development (KNBS)			0	5,800,000	

TABLE V: DETAILS OF EXTERNAL FUNDING FOR PROJECTS LISTED BY VOTE

IMPLEMENTING AGENCY / FUNDING SOURCE / DONOR FACILITY (AGREEMENT)	FY 2018/2019 Printed Estimates (KES)				
	Loan		Grant		GoK Counterpart Fund Amount
	AIA	Revenue	AIA	Revenue	
519017 - M&E Directorate			9,400,000	0	
522 - United Nations International Children Education Fund (UNICEF)					
522035 - Social Policy and Statistics (KNBS)			0	10,700,000	
522067 - Social Policy and Research			6,000,000	6,000,000	
522084 - Social Policy (MED)			5,700,000	12,460,000	
Total	2,104,000,000	0	118,100,000	130,660,000	90,000,000
1081 - Ministry of Health					
001 - Government of Denmark					
001022 - Support To Universal Health Care In The Devolved System In Kenya			0	1,012,500,000	10,000,000
007 - Government of Belgium					
007015 - Clinical Waste Disposal System Project	250,000,000	0			60,000,000
007016 - Clinical Laboratory And Radiology Services Improvement Project.	218,986,335	0			
014 - Government of Germany (KFW-GERMANY)					
014028 - Health Sector Development (Rep. Health and HIV/AIDS)- Commodity	269,500,000	0			
014055 - Program for Basic Health Insurance for the Poor and Informally Employed Kenyans	700,000,000	0			
019 - Saudi Fund for Development					
019003 - Kenyatta National Hospital	50,757,500	0			
025 - Government of China					
025047 - Supply of Computed Tomography (Ct) Scanners to Thirty Seven Public Hospitals	7,035,000,000	0			
501 - International Development Association (IDA)					
501070 - Kenya Health Sector Support Project (KHSSP)	0	650,000,000			
501071 - East Africa Public Laboratory Networking Project (EAPLNP)	0	203,030,478			
501120 - Transforming health systems for universal care project	216,000,000	3,420,589,847	184,000,000	1,305,703,845	
503 - Global Fund					
503010 - Special Global Fund HIV Grant-KEN-H-TNT			0	1,400,000,000	

TABLE V: DETAILS OF EXTERNAL FUNDING FOR PROJECTS LISTED BY VOTE

IMPLEMENTING AGENCY / FUNDING SOURCE / DONOR FACILITY (AGREEMENT)	FY 2018/2019 Printed Estimates (KES)				
	Loan		Grant		GoK Counterpart Fund Amount
	AIA	Revenue	AIA	Revenue	
503011 - Special Global Fund Malaria Grant-KEN-M-TNT			0	802,006,400	
503012 - Special Global Fund TB Grant-KEN-T-TNT			0	906,188,600	
510 - African Development Bank/ Fund					
510054 - East Africa's Centres of Excellence for Skills and Tertiary Education in Biomedical Sciences - Phase 1.	630,000,000	1,270,000,000			97,000,000
512 - Arab Bank for Economic Development in Africa (BADEA)					
512015 - Kenyatta National Hospital	50,000,000	0			50,000,000
512020 - Rongai Hospital Project	50,757,500	0			
512021 - Cancer Centre in Kisii Hospital Project	10,000,000	0			
519 - United Nations Fund for Population Activities (UNFPA)					
519024 - National Aids Control Council			0	13,379,143	
522 - United Nations International Children Education Fund (UNICEF)					
522059 - Nutrition			50,000,000	10,000,000	
522060 - Environmental Health Services			50,750,000	0	
523 - World Food Programme					
523002 - Food & Nutrition Support to Vulnerable Populations Affected by HIV & AIDS			324,300,000	0	
524 - Global Alliance Vaccine Initiative					
524001 - Health System Management			2,600,000,000	0	
Total	9,481,001,335	5,543,620,325	3,209,050,000	5,449,777,988	217,000,000
1091 - State Department of Infrastructure					
014 - Government of Germany (KFW-GERMANY)					
014039 - Roads 2000 (Road maintenance II) Western Province	100,000,000	500,000,000			
014067 - Kenya-South Sudan Link Road: Kitale-Morpus Section	200,000,000	100,000,000	200,000,000	150,000,000	
014068 - Regional Mombasa Port Access Road - Mombasa-Mariakani Road	200,000,000	100,000,000	200,000,000	100,000,000	
016 - Government of France					
016015 - Roads 2000 Phase II	100,000,000	900,000,000			
018 - Kuwait Fund for Arab Development					
018003 - Nuno-Modogashe Road	120,880,000	0			70,000,000

TABLE V: DETAILS OF EXTERNAL FUNDING FOR PROJECTS LISTED BY VOTE

IMPLEMENTING AGENCY / FUNDING SOURCE / DONOR FACILITY (AGREEMENT)	FY 2018/2019 Printed Estimates (KES)				
	Loan		Grant		GoK Counterpart Fund Amount
	AIA	Revenue	AIA	Revenue	
019 - Saudi Fund for Development					
019005 - Nuno-Modogashe Road	120,880,000	0			70,000,000
020 - Abhu Dhabi Fund					
020001 - Nuno-Modogashe Road	120,880,000	0			70,000,000
021 - Government of Japan					
021073 - Mombasa Port Area Road Development Project	400,000,000	0			
021118 - Dualling of Nairobi - Dagoretti Corner Road (Phase 2)			400,000,000	0	
021119 - Mombasa Port Area Road Development Project II	1,000,000,000	100,000,000			
025 - Government of China					
025041 - Upgrading of Kibwezi - Mutomo - Kitui Road	2,500,000,000	0			
040 - United Kingdom DFID (UK)					
040026 - DFID Grant for One Stop Border Posts					50,000,000
040033 - Regional Mombasa Port Access Road - Mombasa- Mariakani Road			240,000,000	0	
501 - International Development Association (IDA)					
501076 - Kenya Transport Sector Support Programme (KTSSP)	5,382,480,000	1,913,000,000			
501083 - East Africa Trade and Transport Facilitation Project (KPA)	1,400,000,000	300,000,000			
501091 - National Urban Transport Improvement Project (NUTRIP).	3,936,000,000	670,900,000			200,000,000
501103 - South Sudan Eastern Africa Transport, Trade And Development Facilitation Project (SS-EATTFDP)	5,839,952,000	1,032,648,000			1,293,157,687
501133 - North Eastern Transport Improvement Project (NETI)	100,000,000	700,000,000			
505 - European Development Fund					
505027 - Rural Road Rehabilitation (EC Roads 2000)			900,000,000	100,000,000	
505035 - Transport Infrastructure for Regional Integration (Merille River-Marsabit Road)					0
505057 - Nairobi Missing Link Roads and Non-Motorised Transport Facilities			70,000,000	0	
505058 - Support to Road Sector: Capacity Building Component			100,000,000	0	
506 - European Investment Bank					

TABLE V: DETAILS OF EXTERNAL FUNDING FOR PROJECTS LISTED BY VOTE

IMPLEMENTING AGENCY / FUNDING SOURCE / DONOR FACILITY (AGREEMENT)	FY 2018/2019 Printed Estimates (KES)				
	Loan		Grant		GoK Counterpart Fund Amount
	AIA	Revenue	AIA	Revenue	
506008 - Regional Mombasa Port Access Road - Mombasa-Mariakani Road	300,000,000	100,000,000	300,000,000	200,000,000	
510 - African Development Bank/ Fund					
510023 - Timboroa-Eldoret Rehabilitation Road Project					150,000,000
510034 - Mombasa-Nairobi-Addis Ababa Road Corridor Project Phase II (Masarbit-Turbi)					58,697,428
510036 - Mombasa-Nairobi-Addis Ababa Road Corridor Project Phase III (Turbi-Moyale)	500,000,000	0			
510047 - Arusha-Holili/Taveta-Voi Road Project	50,000,000	0			
510048 - Nairobi Outer Ring Road Improvement Project	350,000,000	0	30,000,000	20,000,000	400,000,000
510060 - Mombasa-Mariakani Highway Project	1,200,000,000	0			200,000,000
510065 - Sirari Corridor Accessibility and Road Safety Improvement Project: Isebania-Kisii-Ahero (A1) road rehabilitation	1,000,000,000	0			500,000,000
510072 - Regional Mombasa Port Access Road - Mombasa-Mariakani Road	400,000,000	0			
512 - Arab Bank for Economic Development in Africa (BADEA)					
512017 - Nuno-Modogashe Road	120,880,000	0			70,000,000
512022 - Gilgil - Machinery Road Project	50,000,000	0			
513 - Organization of Petroleum Exporting Countries (OPEC)					
513009 - Nuno-Modogashe Road	120,880,000	0			70,000,000
Total	24,912,832,000	6,266,548,000	2,440,000,000	570,000,000	3,201,855,115
1092 - State Department of Transport					
021 - Government of Japan					
021064 - Mombasa Port Development project	2,700,000,000	0			
025 - Government of China					
025035 - Development of Nairobi to Naivasha Standard Gauge Railway	50,037,000,000	0			
501 - International Development Association (IDA)					
501076 - Kenya Transport Sector Support Programme (KTSSP)	300,000,000	410,000,000			
501091 - National Urban Transport Improvement Project (NUTRIP).	30,000,000	533,000,000			
501126 - Kenya Aviation Modernisation Project	0	300,000,000			

TABLE V: DETAILS OF EXTERNAL FUNDING FOR PROJECTS LISTED BY VOTE

IMPLEMENTING AGENCY / FUNDING SOURCE / DONOR FACILITY (AGREEMENT)	FY 2018/2019 Printed Estimates (KES)				
	Loan		Grant		GoK Counterpart Fund Amount
	AIA	Revenue	AIA	Revenue	
510 - African Development Bank/ Fund					
510066 - Multinational Lake Victoria Maritime Communication and Transport	146,000,000	30,000,000			
Total	53,213,000,000	1,273,000,000			
1094 - State Department for Housing & Urban Development					
016 - Government of France					
016016 - Kisumu Urban Project	65,000,000	2,413,671,465			
501 - International Development Association (IDA)					
501069 - Kenya Informal Settlements Improvement Project (KISIP)					250,000,000
501075 - Nairobi Metropolitan Service Improvement Project (NaMSIP)	4,000,000,000	0			600,000,000
501121 - Kenya Urban Programme (KenUP)	0	11,564,702,500			
Total	4,065,000,000	13,978,373,965			850,000,000
1107 - Ministry of Water and Sanitation					
001 - Government of Denmark					
001021 - Green Growth and Employment Programme			0	222,000,000	98,000,000
001023 - Feasibility and Design Study for Thika and Githunguri Water and Sanitation Projects			50,000,000	0	
003 - Government of Netherlands					
003009 - Kisiil Water Supply and Sanitation Project (Bunyonyu Dam)	200,000,000	0			50,000,000
004 - Government of Sweden					
004006 - Water & Sanitation Programme			0	236,000,000	209,000,000
006 - Government of Finland					
006004 - Support to the Water Resources Management and Water Service Provision					82,000,000
006009 - Water and Sanitation Programme			0	100,000,000	82,000,000
007 - Government of Belgium					
007017 - Kajiado Rural Water Supply Project.	450,000,000	0			32,000,000
007019 - Ithanga Water Supply Project Phase I	500,000,000	0			20,000,000

TABLE V: DETAILS OF EXTERNAL FUNDING FOR PROJECTS LISTED BY VOTE

IMPLEMENTING AGENCY / FUNDING SOURCE / DONOR FACILITY (AGREEMENT)	FY 2018/2019 Printed Estimates (KES)				
	Loan		Grant		GoK Counterpart Fund Amount
	AIA	Revenue	AIA	Revenue	
007020 - Vihiga Cluster Water Supply Project	500,000,000	0			50,000,000
007021 - Mavoko Water Supply	600,000,000	0			60,000,000
007022 - Homabay Cluster Water Supply Project	300,000,000	0			35,000,000
007023 - Ithanga Water Supply Project Phase II	300,000,000	0			
011 - Government of Italy					
011077 - West Karachuonyo Water Supply					36,000,000
011084 - Rehabilitation of Water and Sanitation-Kiambere	450,000,000	0			100,000,000
011085 - Rehabilitation of Water and Sanitation - Kirandich	500,000,000	0			
011133 - Itare Dam Project	3,500,000,000	0			2,000,000,000
014 - Government of Germany (KFW-GERMANY)					
014006 - Development Of Water And Sanitation Sector - L.Victoria South (2010 65 861)	800,000,000	0			200,000,000
014012 - Water Sector Development Support (WSTF) (2007 65 156) (Phase III)			148,000,000	0	215,000,000
014053 - Nairobi Water Distribution Network	790,000,000	0			200,000,000
014058 - Nairobi Satellite Towns Water and Sanitation Program.	400,000,000	0			80,000,000
014061 - Kenya Water Security & Climate Resilience Project (KWSCRIP)	145,000,000	0			
014065 - Lake Nakuru Biodiversity Conservation Project.			150,000,000	0	
016 - Government of France					
016034 - Extension Of Nairobi Water Supply (Northern Collector)	1,100,000,000	600,000,000			450,000,000
016037 - Ruiru II Dam Water Supply Project	500,000,000	0			
016038 - Lake Victoria Water and Sanitation Project (LVWATSAN)			450,000,000	0	
021 - Government of Japan					
021086 - The Project for Management of Non-Revenue Water in Kenya.			80,000,000	0	70,000,000
021087 - The Project on Capacity Development for Effective Flood Management in Flood Prone Area.			30,000,000	0	
024 - Government of South Korea					
024006 - Improvement of Water Supply System in Chwele Area, Bungoma County			0	400,000,000	5,000,000

TABLE V: DETAILS OF EXTERNAL FUNDING FOR PROJECTS LISTED BY VOTE

IMPLEMENTING AGENCY / FUNDING SOURCE / DONOR FACILITY (AGREEMENT)	FY 2018/2019 Printed Estimates (KES)				
	Loan		Grant		GoK Counterpart Fund Amount
	AIA	Revenue	AIA	Revenue	
025 - Government of China					
025039 - Karimenu II Dam	2,000,000,000	0			900,000,000
501 - International Development Association (IDA)					
501067 - Water & Sanitation Services & Improvement Project (WaSSIP)	860,000,000	2,060,640,000			309,520,000
501077 - Kenya Water Security and Climate Resilience Project (KWSCRCP)	1,500,000,000	800,000,000			900,000,000
501102 - Kenya Urban Water And Sanitation OBA Project			0	200,000,000	100,000,000
501123 - Kenya Coastal Region Water Security and Climate Resilience Project (KCWSCRCP)	800,000,000	700,000,000			1,300,000,000
501136 - Water and Sanitation Development Project	0	4,000,000,000			
505 - European Development Fund					
505			0	454,000,000	
510 - African Development Bank/ Fund					
510015 - Lake Victoria Water Supply & Sanitation Programme Phase II			100,000,000	0	20,000,000
510049 - Thwake Multi-purpose Water Development Program Phase I	5,300,000,000	42,000,000	27,000,000	0	7,210,000,000
510068 - Kenya Towns Water and Sanitation Program	2,130,000,000	0			
512 - Arab Bank for Economic Development in Africa (BADEA)					
512014 - Garissa Sewarage Project	133,750,000	0			
512019 - Rehabilitation of Water Supply and Sewerage for Oloitokitok Town.	250,000,000	0			
526 - International Fund for Agricultural Development (IFAD)					
526009 - Upper Tana Natural Resources Management Project	150,000,000	800,000,000			300,000,000
Total	24,158,750,000	9,002,640,000	1,035,000,000	1,612,000,000	15,113,520,000
1108 - Ministry of Environment and Forestry					
001 - Government of Denmark					
001					16,000,000
001021 - Green Growth and Employment Programme			0	140,000,000	
004 - Government of Sweden					

TABLE V: DETAILS OF EXTERNAL FUNDING FOR PROJECTS LISTED BY VOTE

IMPLEMENTING AGENCY / FUNDING SOURCE / DONOR FACILITY (AGREEMENT)	FY 2018/2019 Printed Estimates (KES)				
	Loan		Grant		GoK Counterpart Fund Amount
	AIA	Revenue	AIA	Revenue	
004019 - Green Innovations Awards			0	22,000,000	
021 - Government of Japan					
021110 - Capacity Development Project For Sustainable Forest Management			388,000,000	0	267,000,000
505 - European Development Fund					
505062 - Water Tower Protection and Climate Change Mitigation and Adaptation (WATER) Programme			1,279,000,000	0	
517 - United Nations Development Programme (UNDP)					
517100 - Low Emission And Climate Resilient Development In Kenya.			260,000,000	0	
517107 - Sound Chemicals Management Mainstreaming & UPOPs Reduction in Kenya			0	70,000,000	
521 - United Nations Environmental Programme (UNEP)					
521009 - Phasing out Ozone Depleting Substances Project Operationalized.			0	15,000,000	
521015 - National Action Plan on Artisanal and Small-Scale Gold Mining (ASGM)			0	19,000,000	
Total			1,927,000,000	266,000,000	283,000,000
1122 - State Department for Information Communications and Technology & Innovation					
007 - Government of Belgium					
007011 - Supply and Installation of an Internet Based 4000 Network	1,000,000,000	0			
011 - Government of Italy					
011138 - Konza Technopolis City Project	7,200,000,000	0			
025 - Government of China					
025021 - NOFBI and E-Government Expansion Project.	261,000,000	0			50,000,000
025034 - NOFBI Phase II Expansion Project	1,800,000,000	0			
501 - International Development Association (IDA)					
501103 - South Sudan Eastern Africa Transport, Trade And Development Facilitation Project (SS-EATDFP)	0	200,000,000			

TABLE V: DETAILS OF EXTERNAL FUNDING FOR PROJECTS LISTED BY VOTE

IMPLEMENTING AGENCY / FUNDING SOURCE / DONOR FACILITY (AGREEMENT)	FY 2018/2019 Printed Estimates (KES)				
	Loan		Grant		GoK Counterpart Fund Amount
	AIA	Revenue	AIA	Revenue	
Total	10,261,000,000	200,000,000			50,000,000
1152 - State Department for Energy					
007 - Government of Belgium					
007010 - Nanyuki-Isiolo-Meru	400,000,000	0			
007014 - Sondu-Homabay Ndhwa Awendo Electrification Project	300,000,000	0			
014 - Government of Germany (KFW-GERMANY)					
014037 - Olkaria II Geothermal Power Station	3,500,000,000	0			
014052 - Bogoria Silali Geothermal Project	1,025,000,000	0			
016 - Government of France					
016021 - Nairobi 220KV Ring	3,003,878,712	0			
016033 - The Scaling - Up Access to Energy Project.	2,200,000,000	0			
016035 - Ethiopia-Kenya Electricity Highway Project (EA Interconnector)	510,000,000	0			
016036 - Retrofitting of Mini Grids	0	500,000,000			
016039 - Kenya Power Distribution Last Mile Connectivity	1,200,000,000	0			
019 - Saudi Fund for Development					
019004 - Rural Electrification Project	232,000,000	0			
020 - Abhu Dhabi Fund					
020002 - Rural Electrification Project	231,000,000	0			
021 - Government of Japan					
021068 - Olkaria Lessos Kisumu Power Lines Construction Project	1,100,000,000	642,000,000			
021108 - Olkaria V Geothermal Power Development Project	1,800,000,000	0			
023 - Government of India					
023001 - KETRACO Transmission Lines (Konza - Machakos -Kajjiado Namanga Transmission line & Substations	439,000,000	0			
023003 - Turkwell - Ortum-Kitale Power Transmission line	305,000,000	0			
025 - Government of China					
025029 - Nairobi 132KV And 66KV Network Upgrade And Reinforcement.	2,133,000,000	0			

TABLE V: DETAILS OF EXTERNAL FUNDING FOR PROJECTS LISTED BY VOTE

IMPLEMENTING AGENCY / FUNDING SOURCE / DONOR FACILITY (AGREEMENT)	FY 2018/2019 Printed Estimates (KES)				
	Loan		Grant		GoK Counterpart Fund Amount
	AIA	Revenue	AIA	Revenue	
025033 - Kenya Development of Solar Power Plant in Garissa Project 50MW	500,000,000	0			
025036 - Nairobi City Centre E.H.V and 66KV Network Upgrade and Reinforcement	430,000,000	0			
501 - International Development Association (IDA)					
501093 - Ethiopia-Kenya Electricity Highway Project (EA Interconnector)	3,815,000,000	100,000,000			
501114 - Kenya Electricity Modernisation Project (KEMP)	1,101,000,000	459,000,000			
501134 - Kenya - Off-Grid Solar Access Project (K-OSAP)	380,000,000	300,000,000			
506 - European Investment Bank					
506001 - Olkaria I and IV Geothermaal Extension Project (KENGEN)	1,294,769,777	0			
510 - African Development Bank/ Fund					
510037 - Menengai Geothermal Development Project (Strategic Climate Fund - SREP)	150,000,000	0			
510038 - Ethiopia-Kenya Electricity Highway Project (EA Interconnector)	800,000,000	0			
510053 - Last Mile Electricity Connectivity	1,190,000,000	0			800,000,000
510062 - Multinational Kenya - Tanzania Power Interconnection Project (Kenya Component).	400,000,000	0			200,000,000
510067 - Last Mile Connectivity - Phase II	2,500,000,000	0			
512 - Arab Bank for Economic Development in Africa (BADEA)					
512018 - Rural Electrification Project	231,000,000	0			
513 - Organization of Petroleum Exporting Countries (OPEC)					
513010 - Rural Electrification Project	231,000,000	0			
513011 - Kenya Electricity Expansion Project (KEEP)	743,179,000	0			
527 - Nordic Development Fund (NDF)					
527003 - Energy Sector Project (KPLC) - Solar Lanterns in ASAL's			168,000,000	0	
Total	32,144,827,489	2,001,000,000	168,000,000	0	1,000,000,000
1161 - State Department for Agriculture					
501 - International Development Association (IDA)					
501124 - Kenya Climate Smart Agriculture Project (KCSAP)					

TABLE V: DETAILS OF EXTERNAL FUNDING FOR PROJECTS LISTED BY VOTE

IMPLEMENTING AGENCY / FUNDING SOURCE / DONOR FACILITY (AGREEMENT)	FY 2018/2019 Printed Estimates (KES)				
	Loan		Grant		GoK Counterpart Fund Amount
	AIA	Revenue	AIA	Revenue	
Total					
1162 - State Department for Livestock					
043 - Government of Poland					
043002 - Modernization of Agriculture in Kenya	700,000,000	0			
501 - International Development Association (IDA)					
501094 - Regional Pastoral Livelihood Resilience Program (RPLRP).	350,000,000	525,000,000			423,000,000
505 - European Development Fund					
505006 - Standards and Market Access Programme (SMAP)					36,000,000
526 - International Fund for Agricultural Development (IFAD)					
526005 - Smallholder Dairy Commercialization Programme.	268,000,000	473,000,000	0	2,200,000	80,000,000
Total	1,318,000,000	998,000,000	0	2,200,000	539,000,000
1165 - State Department for Crop Development					
004 - Government of Sweden					
004020 - Agricultural Sector Development Support Programme (ASDSP) Phase II			0	1,109,037,478	307,372,500
016 - Government of France					
016026 - Support to Improvement of Added Value to Coffee.			0	38,000,000	
021 - Government of Japan					
021026 - The Small Holder Horticulture Empowerment And Promotion Unit Project- SHEP-UP.			60,000,000	0	10,000,000
021094 - Rice-Based and Market Oriented Market Promotion Project.			32,000,000	0	
501 - International Development Association (IDA)					
501112 - National Agriculture and Rural Inclusive growth Project (NARIGP)	0	3,530,328,423			408,000,000
501124 - Kenya Climate Smart Agriculture Project (KCSAP)	0	3,620,190,000			80,000,000
505 - European Development Fund					
505051 - Sugar Reforms Support Project			50,000,000	0	
510 - African Development Bank/ Fund					

TABLE V: DETAILS OF EXTERNAL FUNDING FOR PROJECTS LISTED BY VOTE

IMPLEMENTING AGENCY / FUNDING SOURCE / DONOR FACILITY (AGREEMENT)	FY 2018/2019 Printed Estimates (KES)				
	Loan		Grant		GoK Counterpart Fund Amount
	AIA	Revenue	AIA	Revenue	
510042 - Drought Resilience and Sustainable Livelihood Programme in Horn of Africa-Kenya Component	1,143,525,690	84,620,900	48,545,700	16,907,700	27,642,000
510063 - Small Scale Irrigation and Value Addition Project (SIVAP)	721,408,210	76,609,730	532,961,980	94,052,110	158,367,960
526 - International Fund for Agricultural Development (IFAD)					
526011 - KCEP II - Climate Resilient Agricultural Livelihoods (CRAL)	400,000,000	720,000,000	340,000,000	407,600,000	21,000,000
531 - Alliance For A Green Revolution In Africa (AGRA)					
531001 - Capacity Building Regulatory Agencies Modified Crops,Products and Processed Foods (KEFRI)			0	6,123,315	
Total	2,264,933,900	8,031,749,053	1,063,507,680	1,671,720,603	1,012,382,460
1166 - State Department for Fisheries and Aquaculture					
012 - Government of Spain					
012011 - Development Of Fish Quality Laboratories					60,000,000
501 - International Development Association (IDA)					
501135 - Kenya Marine Fisheries and Socio-Economic Development	0	170,000,000			60,000,000
526 - International Fund for Agricultural Development (IFAD)					
526012 - Aquaculture Bussines Development Programme (ABDP)					20,000,000
Total	0	170,000,000			140,000,000
1167 - State Department for Irrigation (MoA)					
011 - Government of Italy					
011085 - Rehabilitation of Water and Sanitation - Kirandich					240,000,000
014 - Government of Germany (KFW-GERMANY)					
014057 - Smallholder Irrigation Programme Mt. Kenya Region Phase IV	0	200,000,000			20,000,000
018 - Kuwait Fund for Arab Development					
018001 - Bura Irrigation Scheme	183,746,426	0			
021 - Government of Japan					
021066 - Mwea Irrigation Development Project	500,000,000	500,000,000			400,000,000
038 - Government of Israel					
038001 - Galana/Kulalu Food Security Project					615,000,000

TABLE V: DETAILS OF EXTERNAL FUNDING FOR PROJECTS LISTED BY VOTE

IMPLEMENTING AGENCY / FUNDING SOURCE / DONOR FACILITY (AGREEMENT)	FY 2018/2019 Printed Estimates (KES)				
	Loan		Grant		GoK Counterpart Fund Amount
	AIA	Revenue	AIA	Revenue	
512 - Arab Bank for Economic Development in Africa (BADEA)					
512016 - Bura Irrigation Scheme	105,877,127	0			
513 - Organization of Petroleum Exporting Countries (OPEC)					
513007 - Bura Irrigation Scheme	79,376,447	0			
Total	869,000,000	700,000,000			1,275,000,000
1175 - State Department for Industrialization					
023 - Government of India					
023005 - Upgrading of Rift Valley Textiles (RIVATEX) Factory Project	604,000,000	0			
501 - International Development Association (IDA)					
501113 - Kenya Youth Employment and Opportunities Project	0	654,000,000			
501125 - Kenya Secondary Education Quality Improvement Project	0	180,000,000			
Total	604,000,000	834,000,000			
1184 - State Department for Labour					
501 - International Development Association (IDA)					
501113 - Kenya Youth Employment and Opportunities Project	0	1,100,000,000			
Total	0	1,100,000,000			
1185 - State Department for Social Protection					
501 - International Development Association (IDA)					
501044 - Cash Transfer for orphans and Vulnerable Children (CT-OVC)			0	48,000,000	
Total			0	48,000,000	
1193 - State Department for Petroleum (MOM)					
501 - International Development Association (IDA)					
501099 - Kenya Petroleum Technical Assistance Project (KEPTAP)	200,000,000	170,000,000	50,000,000	80,000,000	
Total	200,000,000	170,000,000	50,000,000	80,000,000	
1203 - State Department for Wildlife					
016 - Government of France					
016028 - Conservation of Biodiversity In Northern Kenya.			245,016,000	0	
Total			245,016,000	0	

TABLE V: DETAILS OF EXTERNAL FUNDING FOR PROJECTS LISTED BY VOTE

IMPLEMENTING AGENCY / FUNDING SOURCE / DONOR FACILITY (AGREEMENT)	FY 2018/2019 Printed Estimates (KES)				
	Loan		Grant		GoK Counterpart Fund Amount
	AIA	Revenue	AIA	Revenue	
1211 - State Department for Public Service and Youth					
501 - International Development Association (IDA)					
501113 - Kenya Youth Employment and Opportunities Project	0	654,000,000			
Total	0	654,000,000			
1221 - State Department for East African Community					
040 - United Kingdom DFID (UK)					
040021 - Trade Mark East Africa Programme			65,000,000	0	
Total			65,000,000	0	
1222 - State Department for Regional and Northern Corridor Development					
011 - Government of Italy					
011140 - Aror Multipurpose Dam	7,000,000,000	0			
Total	7,000,000,000	0			
1251 - Office of The Attorney General and Department of Justice					
015 - Government of Germany (GIZ-GERMANY)					
015007 - Good Governance and Decentralization Support (MTS)			0	488,000,000	
Total			0	488,000,000	
1261 - The Judiciary					
501 - International Development Association (IDA)					
501064 - Judiciary Performance Improvement Project (JPIP)	1,499,000,000	0			
Total	1,499,000,000	0			
Total	191,522,379,388	55,294,901,363	27,066,532,447	12,920,454,556	31,984,960,655
Total Funding	286,804,267,754				31,984,960,655

TABLE VI SUMMARY OF EXTERNAL FUNDING BY MTEF SECTOR FY 2018/2019

Sector	Vote	EXTERNAL RESOURCES 2018/2019				Vote Total
		Appropriations in Aid		Revenue		
		GRANTS	LOANS	GRANTS	LOANS	
0100000 Agriculture, Rural & Urban Development	1162 State Department for Livestock.	-	1,318,000,000	2,200,000	998,000,000	2,318,200,000
	1165 State Department for Crop Development	1,063,507,680	2,264,933,900	1,671,720,603	8,031,749,053	13,031,911,236
	1166 State Department for Fisheries, Aquaculture & the Blue Economy	-	-	-	170,000,000	170,000,000
	Sector Total	1,063,507,680	3,582,933,900	1,673,920,603	9,199,749,053	15,520,111,236
0200000 Energy, Infrastructure And ICT	1091 State Department for Infrastructure	2,440,000,000	24,912,832,000	570,000,000	6,266,548,000	34,189,380,000
	1092 State Department for Transport	-	53,213,000,000	-	1,273,000,000	54,486,000,000
	1096 State Department for Housing, Urban Development and Public Works	-	4,065,000,000	-	13,978,373,965	18,043,373,965
	1122 State Department for Information Communications and Technology & Innovation	-	10,261,000,000	-	200,000,000	10,461,000,000
	1152 State Department for Energy	168,000,000	32,144,827,489	-	2,001,000,000	34,313,827,489
	1193 State Department for Petroleum	50,000,000	200,000,000	80,000,000	170,000,000	500,000,000
	Sector Total	2,658,000,000	124,796,659,489	650,000,000	23,888,921,965	151,993,581,454
	1175 State Department for Industrialization	-	604,000,000	-	834,000,000	1,438,000,000

TABLE VI SUMMARY OF EXTERNAL FUNDING BY MTEF SECTOR FY 2018/2019

Sector	Vote	EXTERNAL RESOURCES 2018/2019				Vote Total
		Appropriations in Aid		Revenue		
		GRANTS	LOANS	GRANTS	LOANS	
0300000 General Economic and Commercial Affairs	1221 State Department for East African Community	65,000,000	-	-	-	65,000,000
	Sector Total	65,000,000	604,000,000	-	834,000,000	1,503,000,000
0400000 Health	1081 Ministry of Health	3,209,050,000	9,481,001,335	5,449,777,988	5,543,620,325	23,683,449,648
	Sector Total	3,209,050,000	9,481,001,335	5,449,777,988	5,543,620,325	23,683,449,648
0500000 Education	1064 State Department for Vocational and Technical Training	-	3,300,000,000	-	-	3,300,000,000
	1065 State Department for University Education	-	2,800,000,000	-	450,000,000	3,250,000,000
	1066 State Department for Early Learning & Basic Education	525,000,000	45,000,000	1,349,161,625	2,811,669,353	4,730,830,978
	Sector Total	525,000,000	6,145,000,000	1,349,161,625	3,261,669,353	11,280,830,978
0600000 Governance, Justice, Law and Order	1021 State Department for Interior	364,002,000	-	65,000,000	-	429,002,000
	1252 State Law Office and Department of Justice	-	-	488,000,000	-	488,000,000
	1261 The Judiciary	-	1,499,000,000	-	-	1,499,000,000
	Sector Total	364,002,000	1,499,000,000	553,000,000	-	2,416,002,000
0700000 Public Administration And International Relations	1011 The Presidency	-	-	-	500,000,000	500,000,000
	1032 State Department for Devolution	1,223,000,000	-	114,300,000	-	1,337,300,000
	1035 State Department for Development of the ASAL	2,538,000,000	-	32,000,000	-	2,570,000,000
	1071 The National Treasury	12,095,856,767	307,684,984	1,041,634,340	610,300,667	14,055,476,758

TABLE VI SUMMARY OF EXTERNAL FUNDING BY MTEF SECTOR FY 2018/2019

Sector	Vote	EXTERNAL RESOURCES 2018/2019				Vote Total
		Appropriations in Aid		Revenue		
		GRANTS	LOANS	GRANTS	LOANS	
	1072 State Department for Planning	118,100,000	-	130,660,000	-	248,760,000
	1211 State Department for Public Service and Youth	-	-	-	654,000,000	654,000,000
	1222 State Department for Regional and Northern Corridor Development	-	9,104,000,000	-	-	9,104,000,000
	Sector Total	15,974,956,767	9,411,684,984	1,318,594,340	1,764,300,667	28,469,536,758
0800000 National Security	1041 Ministry of Defence	-	10,974,349,680	-	-	10,974,349,680
	Sector Total	-	10,974,349,680	-	-	10,974,349,680
0900000 Social Protection, Culture and Recreation	1184 State Department for Labour	-	-	-	1,100,000,000	1,100,000,000
	1185 State Department for Social Protection	-	-	48,000,000	-	48,000,000
	Sector Total	-	-	48,000,000	1,100,000,000	1,148,000,000
1000000 Environment Protection, Water And Natural Resources	1107 Ministry of Water and Sanitation	1,035,000,000	24,158,750,000	1,612,000,000	9,002,640,000	35,808,390,000
	1108 Ministry of Environment and Forestry	1,927,000,000	-	266,000,000	-	2,193,000,000
	1167 State Department for Irrigation	-	869,000,000	-	700,000,000	1,569,000,000
	1204 Ministry of Tourism and Wildlife	245,016,000	-	-	-	245,016,000
	Sector Total	3,207,016,000	25,027,750,000	1,878,000,000	9,702,640,000	39,815,406,000
Total Programmes (KShs)		27,066,532,447	191,522,379,388	12,920,454,556	55,294,901,363	286,804,267,754

SUMMARY OF EXTERNAL FUNDING BY MTEF SECTOR, FY 2018/2019			
S/No	SECTOR	AMOUNT	PERCENTAGE
1	Energy, Infrastructure And ICT	151,993,581,454	53.00%
2	Environment Protection, Water And Natural Resources	39,815,406,000	13.88%
3	Public Administration And International Relations	28,469,536,758	9.93%
4	Health	23,683,449,648	8.26%
5	Agriculture, Rural & Urban Development	15,520,111,236	5.41%
6	Education	11,280,830,978	3.93%
7	National Security	10,974,349,680	3.83%
8	Governance, Justice, Law and Order	2,416,002,000	0.84%
9	General Economic and Commercial Affairs	1,503,000,000	0.52%
10	Social Protection, Culture and Recreation	1,148,000,000	0.40%
	TOTAL	286,804,267,754	100.00%

EXTERNAL FUNDING BY SECTOR, FY 2018/2019

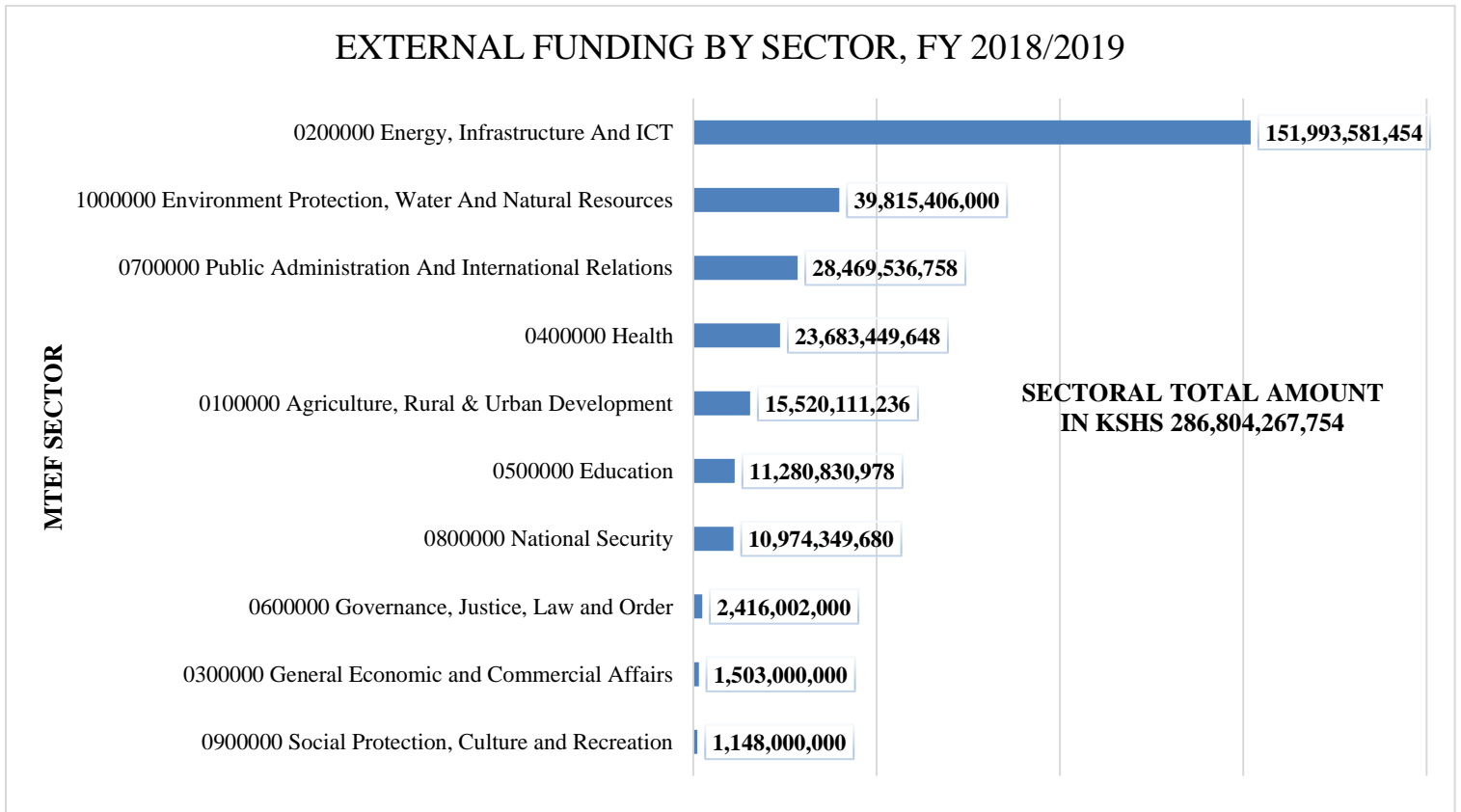


Figure 22: Summary Totals by Sector

SECTOR PERCENTAGE (%) AGAINST TOTAL EXTERNAL FUNDING FY 2018/2019

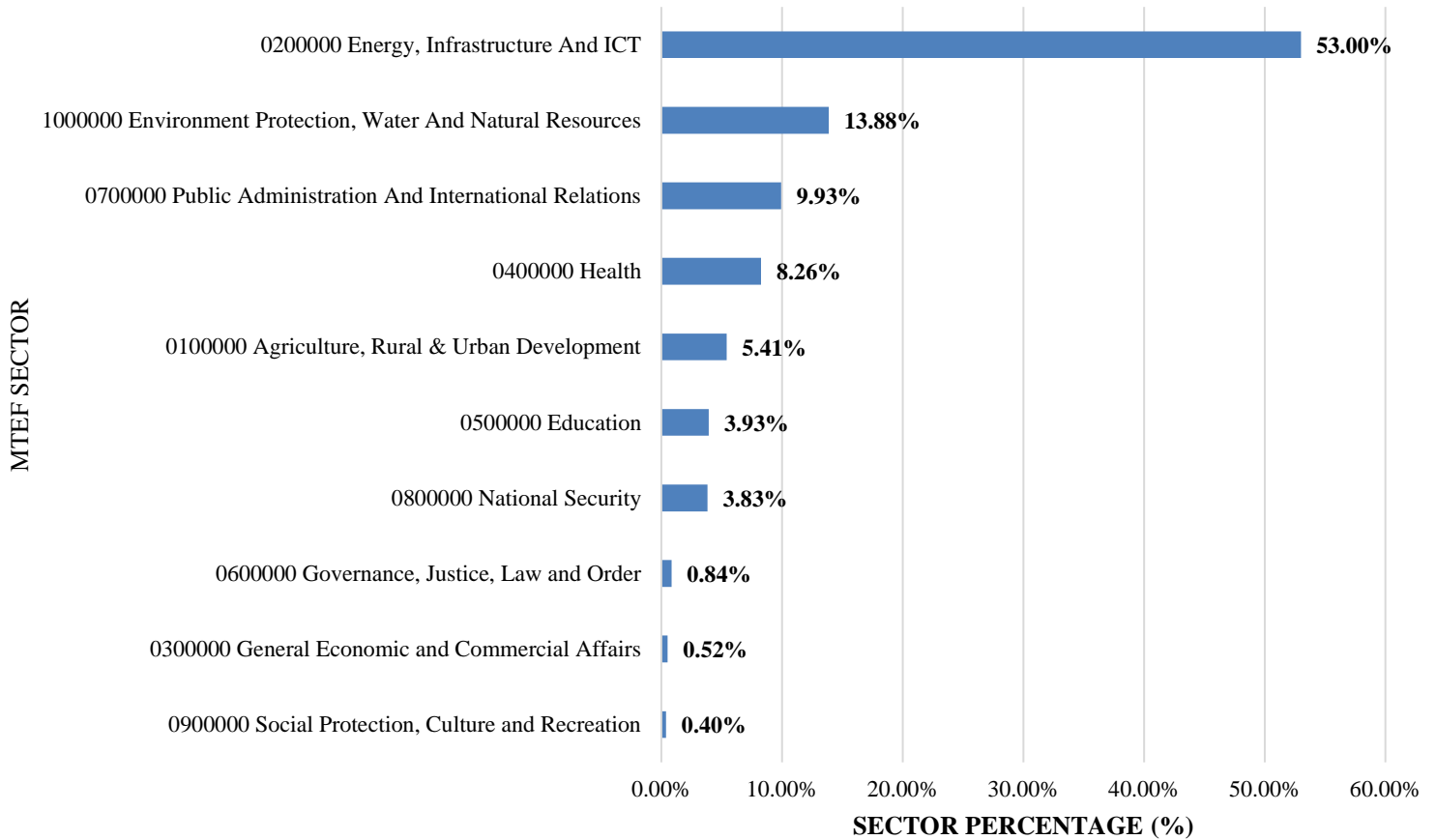


Figure 23: Sector Percentage (%)

LIST OF MTEF SECTORS AND MINISTRIES

SECTOR	MINISTRY/ STATE DEPARTMENT
0100000 Agriculture, Rural & Urban Development	1112 Ministry of Lands and Physical Planning
	1162 State Department for Livestock.
	1165 State Department for Crop Development
	1166 State Department for Fisheries, Aquaculture & the Blue Economy
	1168 State Department for Agricultural Research
	2021 National Land Commission
0200000 Energy, Infrastructure And ICT	1091 State Department for Infrastructure
	1092 State Department for Transport
	1093 State Department for Shipping and Maritime
	1094 State Department for Housing & Urban Development
	1095 State Department for Public Works
	1122 State Department for Information Communications and Technology & Innovation
	1123 State Department for Broadcasting & Telecommunications
	1152 State Department for Energy
	1193 State Department for Petroleum
0300000 General Economic and Commercial Affairs	1173 State Department for Cooperatives
	1174 State Department for Trade
	1175 State Department for Industrialization
	1202 State Department for Tourism
	1221 State Department for East African Community
0400000 Health	1081 Ministry of Health
0500000 Education	1064 State Department for Vocational and Technical Training
	1065 State Department for University Education
	1066 State Department for Early Learning & Basic Education
	1068 State Department for Post Training and Skills Development
	2091 Teachers Service Commission
0600000 Governance, Justice, Law and Order	1021 State Department for Interior
	1023 State Department for Correctional Services
	1024 State Department for Immigration and Citizen Services
	1252 State Law Office and Department of Justice
	1271 Ethics and Anti-Corruption Commission
	1291 Office of the Director of Public Prosecutions
	1311 Office of the Registrar of Political Parties
	1321 Witness Protection Agency
	2011 Kenya National Commission on Human Rights
	2031 Independent Electoral and Boundaries Commission
	2101 National Police Service Commission

SECTOR	MINISTRY/ STATE DEPARTMENT
	2141 National Gender and Equality Commission
	2151 Independent Policing Oversight Authority
0700000 Public Administration And International Relations	1011 The Presidency
	1032 State Department for Devolution
	1035 State Department for Development of the ASAL
	1052 Ministry of Foreign Affairs
	1071 The National Treasury
	1072 State Department for Planning
	1213 State Department for Public Service
	1214 State Department for Youth
	1222 State Department for Regional and Northern Corridor Development
	2061 The Commission on Revenue Allocation
	2071 Public Service Commission
	2081 Salaries and Remuneration Commission
	2111 Auditor General
	2121 Controller of Budget
	2131 The Commission on Administrative Justice
0800000 National Security	1041 Ministry of Defence
	1281 National Intelligence Service
0900000 Social Protection, Culture and Recreation	1132 State Department for Sports
	1134 State Department for Heritage
	1184 State Department for Labour
	1185 State Department for Social Protection
	1212 State Department for Gender
1000000 Environment Protection, Water And Natural Resources	1107 Ministry of Water and Sanitation
	1108 Ministry of Environment and Forestry
	1167 State Department for Irrigation
	1192 State Department for Mining
	1203 State Department for Wildlife

TABLE VII DETAILS OF EXTERNAL FUNDING FOR PROJECTS

DONOR FACILITY	VOTE CODE/ NAME	PROJECT HEAD	PROJECT SUBHEAD	EXTERNAL RESOURCES 2018/2019			
				GRANTS		LOANS	
				AIA	REVENUE	AIA	REVENUE
GOVERNMENT OF DENMARK							
001009 Support for Public Financial Management (PFM-R)	1071 The National Treasury	1071100100 Support to Public Financial Management (PFM-R).	1071100101 Headquarters	0	241,000,000	0	0
001021 Green Growth and Employment Programme	1107 Ministry of Water and Sanitation	1107105200 Green Growth and Employment Creation-Access to and Management of the.	1107105201 Green Growth and Employment Creation-Access to and Management of the	0	222,000,000	0	0
	1108 Ministry of Environment and Forestry	1108102200 Green Growth & Employment.	1108102201 Green Growth & Employment - Headquarters	0	140,000,000	0	0
001022 Support To Universal Health Care In The Devolved System In Kenya	1081 Ministry of Health	1081110200 Support to Universal Health Care in the Devolved System in Kenya.	1081110201 Support to Universal Health Care in the Devolved System in Kenya	0	1,012,500,000	0	0
001023 Feasibility & Design Study for Thika & Githunguri Water & Sanitation	1107 Ministry of Water and Sanitation	1107108100 Thika & Githunguri Water and Sanitation Project.	1107108101Thika & Githunguri Water and Sanitation Project	50,000,000	0	0	0
TOTAL: Government of Denmark				50,000,000	1,615,500,000	0	0
1,665,500,000							
GOVERNMENT OF NETHERLANDS							
003009 - Kisii Water Supply And Sanitation Project (Bunyunyu Dam)	1107 Ministry of Water and Sanitation	1107100100 Kisii Water Supply And Sanitation Project (Bunyunyu Dam).	1107100101 Headquarters	0	0	200,000,000	0

TABLE VII DETAILS OF EXTERNAL FUNDING FOR PROJECTS

DONOR FACILITY	VOTE CODE/ NAME	PROJECT HEAD	PROJECT SUBHEAD	EXTERNAL RESOURCES 2018/2019			
				GRANTS		LOANS	
				AIA	REVENUE	AIA	REVENUE
003019 Modernisation Programmes	1041 Ministry of Defence	1041100300 Modernization Programme.	1041100301 Modernization Programme	0	0	3,601,836,840	0
TOTAL: Government of Netherlands				0	0	3,801,836,840	0
				3,801,836,840			
GOVERNMENT OF SWEDEN							
004006 Water & Sanitation Programme	1107 Ministry of Water and Sanitation	1107112700 Water and Sanitation Development Project (WSDP).	1107112701 Water and Sanitation Development Project (WSDP)	0	236,000,000	0	0
004011 Support to Public Financial Management (PFM-R)	1071 The National Treasury	1071100100 Support to Public Financial Management (PFM-R).	1071100101 Headquarters	0	175,000,000	0	0
004018 Kenya Symbiocity Programme	1032 State Department for Devolution	1032101100 Kenya Symbiocity Programme.	1032101101 Kenya Symbiocity Programme - Headquarters	0	114,300,000	0	0
004019 Green Innovations Awards	1108 Ministry of Environment and Forestry	1108100800 Green Innovation Award Project-NetFund.	1108100801 Green Innovation Award - Headquarters	0	22,000,000	0	0
004020 Agricultural Sector Development Support Programme (ASDSP) Phase II	1165 State Department for Crop Development	1165106300 Agricultural Sector Development Support Programme II (ASDSP II).	1165106301 Agricultural Sector Development Support Programme II (ASDSP II)	0	1,109,037,478	0	0
TOTAL: Government of Sweden				0	1,656,337,478	0	0
				1,656,337,478			
GOVERNMENT OF FINLAND							

TABLE VII DETAILS OF EXTERNAL FUNDING FOR PROJECTS

DONOR FACILITY	VOTE CODE/ NAME	PROJECT HEAD	PROJECT SUBHEAD	EXTERNAL RESOURCES 2018/2019			
				GRANTS		LOANS	
				AIA	REVENUE	AIA	REVENUE
006009 Water and Sanitation Programme	1107 Ministry of Water and Sanitation	1107112700 Water and Sanitation Development Project (WSDP).	1107112701 Water and Sanitation Development Project (WSDP)	0	100,000,000	0	0
TOTAL: Government of Finland				0	100,000,000	0	0
100,000,000							
GOVERNMENT OF BELGIUM							
007010 Nanyuki-Isiolo-Meru	1152 State Department for Energy	1152100200 Nanyuki-Isiolo-Meru.	1152100201 Headquarters	0	0	400,000,000	0
007011 Supply and Installation of an Internet Based 4000 Network	1122 State Department for Information Communications and Technology & Innovation	1122100100 Supply and Installation of an Internet Based 4000 Network.	1122100101 Headquarters	0	0	1,000,000,000	0
007014 SonduHomabay Ndhiwa Awendo Electrification Project	1152 State Department for Energy	1152100300 SonduHomabay Ndhiwa Awendo Electrification Project.	1152100301 Headquarters	0	0	300,000,000	0
007015 Clinical Waste Disposal System Project	1081 Ministry of Health	1081103700 Clinical Waste Disposal System Project.	1081103701 Clinical Waste Disposal System Project	0	0	250,000,000	0
007016 CLINICAL LABORATORY AND RADIOLOGY SERVICES IMPROVEMENT PROJECT	1081 Ministry of Health	1081104000 Clinical Laboratory And Radiology Services Improvement.	1081104001 Clinical Laboratory And Radiology Services - HeradQuarters	0	0	218,986,335	0
007017 KAJIADO RURAL WATER SUPPLY PROJECT	1107 Ministry of Water and Sanitation	1107102800 Kajiado Rural Water Supply.	1107102801 Kajiado Rural Water Supply - Headquarters	0	0	450,000,000	0
007019 Ithanga Water Supply Project	1107 Ministry of Water and Sanitation	1107109900 Ithanga Water Supply.	1107109901 Ithanga Water Supply	0	0	500,000,000	0

TABLE VII DETAILS OF EXTERNAL FUNDING FOR PROJECTS

DONOR FACILITY	VOTE CODE/ NAME	PROJECT HEAD	PROJECT SUBHEAD	EXTERNAL RESOURCES 2018/2019			
				GRANTS		LOANS	
				AIA	REVENUE	AIA	REVENUE
007020 Vihiga Cluster Water Supply Project	1107 Ministry of Water and Sanitation	1107105300 Vihiga Cluster Project-Belgium funding .	1107105301 Vihiga Cluster Project-Belgium funding	0	0	500,000,000	0
007021 Mavoko Water Supply	1107 Ministry of Water and Sanitation	1107107400 Mavoko Water Supply.	1107107401 Mavoko Water Supply	0	0	600,000,000	0
007022 Homabay Cluster Water Supply Project	1107 Ministry of Water and Sanitation	1107113500 Homa Bay Water Supply Improvement Project.	1107113501 Homa Bay Water Supply Improvement Project	0	0	300,000,000	0
007023 Ithanga Water Supply Project Phase II	1107 Ministry of Water and Sanitation	1107109900 Ithanga Water Supply.	1107109901 Ithanga Water Supply	0	0	300,000,000	0
TOTAL: Government of Belgium				0	0	4,818,986,335	0
4,818,986,335							
GOVERNMENT OF ITALY							
011084 Rehabilitation of Water and Sanitation-Kiambere	1107 Ministry of Water and Sanitation	1107104400 Kiambere -Mwingi Water Supply and sanitation project.	1107104401 Kiambere -Mwingi Water Supply and sanitation project	0	0	450,000,000	0
011085 Rehabilitation of Water and Sanitation - Kirandich	1107 Ministry of Water and Sanitation	1107100600 Rehabilitation of Water and Sanitation - Kirandich.	1107100601 Headquarters	0	0	500,000,000	0
011133 Itare Dam Project	1107 Ministry of Water and Sanitation	1107102700 Itare Dam Water Project.	1107102701 Itare Dam Water Project - Headquarters	0	0	3,500,000,000	0
011135 Sigor Wei Wei Phase III	1222 State Department for Regional and Northern Corridor Development	1222100900 Wei Wei Phase 3 Irrigation Project.	1222100901 Wei Wei Phase 3 Irrigation Project - Headquarters	0	0	419,000,000	0

TABLE VII DETAILS OF EXTERNAL FUNDING FOR PROJECTS

DONOR FACILITY	VOTE CODE/ NAME	PROJECT HEAD	PROJECT SUBHEAD	EXTERNAL RESOURCES 2018/2019			
				GRANTS		LOANS	
				AIA	REVENUE	AIA	REVENUE
011138 Konza Technopolis City Project	1122 State Department for Information Communications and Technology & Innovation	1122101400 Konza ECPF.	1122101401 Konza ECPF	0	0	7,200,000,000	0
011139 Kimwarer Multipurpose Dam	1222 State Department for Regional and Northern Corridor Development	1222100800 Aror Multi-Purpose Dam Project.	1222100801 Aror Multi-Purpose Dam Project - Headquarters	0	0	1,685,000,000	0
011140 Aror Multipurpose Dam	1222 State Department for Regional and Northern Corridor Development	1222100800 Aror Multi-Purpose Dam Project.	1222100801 Aror Multi-Purpose Dam Project - Headquarters	0	0	7,000,000,000	0
011141 Modernisation Programmes	1041 Ministry of Defence	1041100300 Modernization Programme.	1041100301 Modernization Programme	0	0	7,372,512,840	0
TOTAL: Government of Italy				0	0	28,126,512,840	0
28,126,512,840							
GOVERNMENT OF GERMANY (KFW-GERMANY)							
014006 Water Sector Development (Lake Victoria South)	1107 Ministry of Water and Sanitation	1107100800 Water Sector Development (Lake Victoria South).	1107100801 Headquarters	0	0	800,000,000	0
014012 Water Sector Trust Fund (Phase III)		1107105000 Water Supply and Sanitation for the Urban Poor.	1107105001 Water Supply and Sanitation for the Urban Poor	148,000,000	0	0	0
014028 Health Sector Development (Rep. Health and HIV/AIDS)- Commodity	1081 Ministry of Health	1081101400 Health Sector Development (Rep. Health and HIV/AIDS)- Commodity.	1081101401 Headquarters	0	0	269,500,000	0

TABLE VII DETAILS OF EXTERNAL FUNDING FOR PROJECTS

DONOR FACILITY	VOTE CODE/ NAME	PROJECT HEAD	PROJECT SUBHEAD	EXTERNAL RESOURCES 2018/2019			
				GRANTS		LOANS	
				AIA	REVENUE	AIA	REVENUE
014037 Olkaria II Geothermal Power Station	1152 State Department for Energy	1152108600 Ol Karia II Geothermal Power Station.	1152108601 Ol Karia II Geothermal Power Station	0	0	3,500,000,000	0
014039 Roads 2000 (Road maintenance II) Western Province	1091 State Department for Infrastructure	1091132000 Roads 2000.	1091132001 Improvement of Roads In Western Province(R2000)	0	0	100,000,000	500,000,000
014052 Bogoria Silali Geothermal Project	1152 State Department for Energy	1152100500 Bogoria Silali Geothermal Project.	1152100501 Headquarters	0	0	1,025,000,000	0
014053 - Nairobi Water Distribution Network	1107 Ministry of Water and Sanitation	1107101000 Nairobi Water Distribution Network.	1107101001 Headquarters	0	0	790,000,000	0
014055 Program For Basic Health Insurance For Poor And Informally Employed Kenya	1081 Ministry of Health	1081101500 Program For Basic Health Insurance For Poor And Informally Employed.	1081101501 Headquarters	0	0	700,000,000	0
014057 Smallholder Irrigation Programme Mt. Kenya Region Phase IV	1167 State Department for Irrigation	1167100200 Small Holder Irrigation Programme.	1167100202 Smallholder Irrigation Programme Mt. Kenya Region Phase IV	0	0	0	200,000,000
014058 Nairobi Satellite Towns Water and Sanitation Program	1107 Ministry of Water and Sanitation	1107101100 Nairobi Satellite Towns Water and Sanitation Program.	1107101101 Headquarters	0	0	400,000,000	0
014061 Kenya Water Security & Climate Resilience Project (KWSCRCP)	1107 Ministry of Water and Sanitation	1107101700 Water Security and Climate Resilience (Project Advanced).	1107101702 Kenya Water Security Climate Resilience Project (KWSCRCP)	0	0	145,000,000	0
014065 Lake Nakuru Biodiversity	1107 Ministry of Water and Sanitation	1107111800 Lake Nakuru Biodiversity Conservation Project.	1107111801 Lake Nakuru Biodiversity	150,000,000	0	0	0

TABLE VII DETAILS OF EXTERNAL FUNDING FOR PROJECTS

DONOR FACILITY	VOTE CODE/ NAME	PROJECT HEAD	PROJECT SUBHEAD	EXTERNAL RESOURCES 2018/2019			
				GRANTS		LOANS	
				AIA	REVENUE	AIA	REVENUE
Conservation Project			Conservation Project				
014067 Kenya-South Sudan Link Road: Kitale-Morpus Section	1091 State Department for Infrastructure	1091141900 Kitale-Morpus (KFW).	1091141901 Kitale-Morpus (KFW)	200,000,000	150,000,000	200,000,000	100,000,000
014068 Regional Mombasa Port Access Road - Mombasa-Mariakani Road	1091 State Department for Infrastructure	1091102600 Mombasa Mariakani Highway Project.	1091102603 Dualling of Mombasa - Mariakani Road (Lot 2: Kwa Jomvu - Mariakani)	200,000,000	100,000,000	200,000,000	100,000,000
TOTAL: Government of Germany (KFW-Germany)				698,000,000	250,000,000	8,129,500,000	900,000,000
				9,977,500,000			
GOVERNMENT OF GERMANY (GIZ-GERMANY)							
015007 Good Governance and Decentralization Support (MTS)	1252 State Law Office and Department of Justice	1252100400 GJLOS Programme.	1252100401 GJLOS Programme	0	488,000,000	0	0
TOTAL: 01500 Government of Germany (GIZ-Germany)				0	488,000,000	0	0
				488,000,000			
GOVERNMENT OF FRANCE (AFD-RANCE)							
016001 Study and Capacity Building III	1071 The National Treasury	1071100400 Study and Capacity Building III.	1071100401 Headquarters	10,000,000	0	0	0
016015 Roads 2000 Phase II	1091 State Department for Infrastructure	1091132000 Roads 2000.	1091132002 Improvement of Roads in Central Province(AFD)	0	0	100,000,000	900,000,000
016016 Kisumu Urban Project		1096100400 Kisumu Urban Project.	1096100401 Headquarters	0	0	65,000,000	2,413,671,465

TABLE VII DETAILS OF EXTERNAL FUNDING FOR PROJECTS

DONOR FACILITY	VOTE CODE/ NAME	PROJECT HEAD	PROJECT SUBHEAD	EXTERNAL RESOURCES 2018/2019			
				GRANTS		LOANS	
				AIA	REVENUE	AIA	REVENUE
016021 Nairobi 220KV Ring	1152 State Department for Energy	1152101000 Nairobi 220KV Ring.	1152101001 Headquarters	0	0	3,003,878,712	0
016026 SUPPORT TO IMPROVEMENT OF ADDED VALUE TO COFFEE	1165 State Department for Crop Development	1165100600 Support To Improvement Of Added Value To Coffee.	1165100601 Headquarters	0	38,000,000	0	0
016028 CONSERVATION OF BIODIVERSITY IN NORTHERN KENYA		1204101900 Conservation of Biodiversity in Northern Kenya - FRANCE.	1204101901 Conservation of Biodiversity in Northern Kenya - FRANCE - HQ	245,016,000	0	0	0
016033 The Scaling - Up Access To Energy Project	1152 State Department for Energy	1152101100 The Scaling - Up Access To Energy Project.	1152101101 Headquarters	0	0	2,200,000,000	0
016034 Extension Of Nairobi Water Supply (Northern Collector)	1107 Ministry of Water and Sanitation	1107101300 Extension Of Nairobi Water Supply (Northern Collector).	1107101301 Headquarters	0	0	1,100,000,000	600,000,000
016035 Eastern Electricity Highway Project (Ea Interconnector EthiopiaKenya)	1152 State Department for Energy	1152101800 Eastern Electricity Highway Project (Ethiopia- Kenya Interconnector).	1152101801 Headquarters	0	0	510,000,000	0
016036 Retrofitting of Mini Grids	1152 State Department for Energy	1152107200 Retrofitting of Mini Grids.	1152107201 Retrofitting of Mini Grids	0	0	0	500,000,000
016037 Ruiru II Dam Water Supply Project	1107 Ministry of Water and Sanitation	1107107100 Nairobi Metro Area Bulk Water Sources- Ruiru II Dam.	1107107101 Nairobi Metro Area Bulk Water Sources- Ruiru II Dam	0	0	500,000,000	0
016038 Lake Victoria Water and Sanitation Project (LVWATSAN)	1107 Ministry of Water and Sanitation	1107103400 Kisumu water supply LVWATSAN.	1107103401 Kisumu water supply	450,000,000	0	0	0

TABLE VII DETAILS OF EXTERNAL FUNDING FOR PROJECTS

DONOR FACILITY	VOTE CODE/ NAME	PROJECT HEAD	PROJECT SUBHEAD	EXTERNAL RESOURCES 2018/2019			
				GRANTS		LOANS	
				AIA	REVENUE	AIA	REVENUE
016039 Kenya Power Distribution Last Mile Connectivity	1152 State Department for Energy	1152102700 Last Mile Electricity Connectivity.	1152102701 Headquarters	0	0	1,200,000,000	0
TOTAL: 01600 Government of France (AFD-France)				705,016,000	38,000,000	8,678,878,712	4,413,671,465
13,835,566,177							
KUWAIT FUND FOR ARAB DEVELOPMENT (KUWAIT)							
018001 Bura Irrigation Scheme	1167 State Department for Irrigation	1167100400 Bura Irrigation Scheme.	1167100401 Headquarters	0	0	183,746,426	0
018003 Nuno-Modogashe Road	1091 State Department for Infrastructure	1091100300 Nuno-Modogashi Road.	1091100301 Headquarters	0	0	120,880,000	0
018004 School Infrastructure in North Nyamira/ Borabu	1066 State Department for Early Learning & Basic Education	1066100100 School Infrastructure in North Nyamira/ Borabu.	1066100101 Headquarters	0	0	45,000,000	0
TOTAL: KUWAIT Fund for Arab Development (KUWAIT)				0	0	349,626,426	0
349,626,426							
SAUDI FUND FOR DEVELOPMENT (SAUDI ARABIA)							
019003 Kenyatta National Hospital	1081 Ministry of Health	1081101700 KNH Burns and Paediatrics Center.	1081101701 Saudi Fund Contribution	0	0	50,757,500	0
019004 Rural Electrification Project	1152 State Department for Energy	1152104400 Electrification of Public Facilities.	1152104401 Electrification of Public Facilities	0	0	232,000,000	0
019005 Nuno-Modogashe Road	1091 State Department for Infrastructure	1091100300 Nuno-Modogashi Road.	1091100301 Headquarters	0	0	120,880,000	0
TOTAL: SAUDI Fund for Development (SAUDI ARABIA)				0	0	403,637,500	0
403,637,500							

TABLE VII DETAILS OF EXTERNAL FUNDING FOR PROJECTS

DONOR FACILITY	VOTE CODE/ NAME	PROJECT HEAD	PROJECT SUBHEAD	EXTERNAL RESOURCES 2018/2019			
				GRANTS		LOANS	
				AIA	REVENUE	AIA	REVENUE
ABU DHABI FUND							
020001 Nuno-Modogashi Road	1091 State Department for Infrastructure	1091100300 Nuno-Modogashi Road.	1091100301 Headquarters	0	0	120,880,000	0
020002 Rural Electrification Project	1152 State Department for Energy	1152104400 Electrification of Public Facilities.	1152104401 Electrification of Public Facilities	0	0	231,000,000	0
TOTAL: ABU DHABI Fund				0	0	351,880,000	0
351,880,000							
GOVERNMENT OF JAPAN							
021026 Small holder horticultural empowerment project	1165 State Department for Crop Development	1165105000 Smallholder Horticulture Empowerment Project (SHEP Plus).	1165105001 Smallholder Horticulture Empowerment Project (SHEP Plus)	60,000,000	0	0	0
021064 Mombasa Port Development project	1092 State Department for Transport	1092100100 Mombasa Port Development project.	1092100101 Headquarters	0	0	2,700,000,000	0
021066 Mwea Irrigation Development Project	1167 State Department for Irrigation	1167100900 Mwea Irrigation Development project (Thiba Dam and Irrigation Area).	1167100901 Mwea Irrigation Development project (Thiba Dam and Irrigation Area)	0	0	500,000,000	500,000,000
021068 Olkaria Lessos Kisumu Power Lines Construction Project	1152 State Department for Energy	1152101300 Olkaria Lessos Kisumu Power Lines Construction Project.	1152101301 Headquarters	0	0	1,100,000,000	642,000,000
021073 Mombasa Port Area Roads	1091 State Department for Infrastructure	1091100400 Mombasa Port Area Roads Development project.	1091100402 MPARD Package 1- Miritini- Mwache	0	0	400,000,000	0

TABLE VII DETAILS OF EXTERNAL FUNDING FOR PROJECTS

DONOR FACILITY	VOTE CODE/ NAME	PROJECT HEAD	PROJECT SUBHEAD	EXTERNAL RESOURCES 2018/2019			
				GRANTS		LOANS	
				AIA	REVENUE	AIA	REVENUE
Development project			Road including Kipevu Link Road				
021085 National Volunteers Programme	1066 State Department for Early Learning & Basic Education	1066100200 National Volunteers Programme.	1066100201 Headquarters	0	158,000,000	0	0
021086 The Project For Management Of NonRevenue Water In Kenya	1107 Ministry of Water and Sanitation	1107101400 The Project For Management Of NonRevenue Water In Kenya.	1107101401 Headquarters	80,000,000	0	0	0
021087 The Project On Capacity Development For Effective Flood Management In Fl	1107 Ministry of Water and Sanitation	1107101500 The Project On Capacity Development For Effective Flood Management.	1107101501 Headquarters	30,000,000	0	0	0
021094 RICEBASED AND MARKET ORIENTED MARKET PROMOTION PROJECT	1165 State Department for Crop Development	1165104700 Rice Based Marketing Agriculture Promotion Project (RICEMAP).	1165104701 Rice Based Marketing Agriculture Promotion Project (RICEMAP)	32,000,000	0	0	0
021108 Olkaria V Geothermal Power Development Project	1152 State Department for Energy	1152104800 Olkaria V (Geothermal).	1152104801 Olkaria V (Geothermal)	0	0	1,800,000,000	0
021110 Capacity Development Project For Sustainable Forest Management	1108 Ministry of Environment and Forestry	1108105000 Capacity Development Project for Sustainable Forest Management.	1108105001 Capacity Development Project for Sustainable Forest Management - HQ	388,000,000	0	0	0
021116 Project on Enhancing Community	1035 State Department for Development of the ASAL	1035101200 Enhancing Community Resilience Against Drought (ECORAD II).	1035101201 Enhancing Community	98,000,000	0	0	0

TABLE VII DETAILS OF EXTERNAL FUNDING FOR PROJECTS

DONOR FACILITY	VOTE CODE/ NAME	PROJECT HEAD	PROJECT SUBHEAD	EXTERNAL RESOURCES 2018/2019			
				GRANTS		LOANS	
				AIA	REVENUE	AIA	REVENUE
Resilience Against Drought(II)-ECORAD(II)			Resilience Against Drought (ECORAD II)				
021117 Patrol Boats for Security Operations	1021 State Department for Interior	1021100200 Police Modernization Programme.	1021100201 Police Modernization Programme	288,000,000	0	0	0
021118 Dualling of Nairobi - Dagoretti Corner Road (Phase 2)	1091 State Department for Infrastructure	1091100500 Dual-ling Of Nairobi- Dagoretti Corner Road Phase 1.	1091100501 Headquarters	400,000,000	0	0	0
021119 Mombasa Port Area Road Development Project II	1091 State Department for Infrastructure	1091100400 Mombasa Port Area Roads Development project.	1091100403 MPARD Package 2- Mwache- Dongo Kundu Road	0	0	1,000,000,000	100,000,000
TOTAL: GOVERNMENT OF JAPAN				1,376,000,000	158,000,000	7,500,000,000	1,242,000,000
				10,276,000,000			
GOVERNMENT OF INDIA							
023001 KETRACO Transmission Lines	1152 State Department for Energy	1152104000 Machakos - Konza - Kajiado - Namanga.	1152104001 Machakos - Konza - Kajiado - Namanga	0	0	439,000,000	0
023003 Turkwell-Ortum- Kitale	1152 State Department for Energy	1152101400 Turkwell- Ortum- Kitale.	1152101401 Headquarters	0	0	305,000,000	0
023005 Upgrading of Rift Valley Textiles (RIVATEX) Factory Project	1175 State Department for Industrialization	1175101100 Modernisation of RIVATEX.	1175101101 Modernisation of RIVATEX	0	0	604,000,000	0
TOTAL: GOVERNMENT OF INDIA				0	0	1,348,000,000	0
				1,348,000,000			
GOVERNMENT OF SOUTH KOREA							

TABLE VII DETAILS OF EXTERNAL FUNDING FOR PROJECTS

DONOR FACILITY	VOTE CODE/ NAME	PROJECT HEAD	PROJECT SUBHEAD	EXTERNAL RESOURCES 2018/2019			
				GRANTS		LOANS	
				AIA	REVENUE	AIA	REVENUE
024006 - Improvement of Water Supply System in Chwele Area, Bungoma County	1107 Ministry of Water and Sanitation	1107105400 Sirisia-Chwele (Koica).	1107105401 Sirisia-Chwele (Koica)	0	400,000,000	0	0
024010 Establishment of Kenya Advanced Institute of Science & Technology	1065 State Department for University Education	1065104100 Commission for University Education.	1065104102 Construction of KAIST at Konza Technopolis	0	0	500,000,000	0
TOTAL: GOVERNMENT OF SOUTH KOREA				0	400,000,000	500,000,000	0
				900,000,000			
GOVERNMENT OF CHINA							
025020 Kenyatta University Teaching and Referral Hospital Project	1065 State Department for University Education	1065100600 Kenyatta University.	1065100603 Kenyatta University Teaching Research and Referral Hospital Operatio	0	0	1,500,000,000	0
025021 NOFBI AND E-Government Expansion Project	1122 State Department for Information Communications and Technology & Innovation	1122100400 NOFBI II.	1122100401 NOFBI II - Headquarters	0	0	261,000,000	0
025029 Nairobi 132kv And 66kv Network Ugrade And Reinforcement	1152 State Department for Energy	1152101600 Nairobi 132kv And 66kv Network Upgrade And Reinforcement.	1152101601 Headquarters	0	0	2,133,000,000	0
025033 Kenya Development of Solar Power Plant in Garissa Project 50MW	1152 State Department for Energy	1152103000 Kenya Development of Solar Power Plants (Garissa).	1152103001 Garissa 50MW Project Headquarters	0	0	500,000,000	0

TABLE VII DETAILS OF EXTERNAL FUNDING FOR PROJECTS

DONOR FACILITY	VOTE CODE/ NAME	PROJECT HEAD	PROJECT SUBHEAD	EXTERNAL RESOURCES 2018/2019			
				GRANTS		LOANS	
				AIA	REVENUE	AIA	REVENUE
025034 NOFBI Phase II Expansion Project	1122 State Department for Information Communications and Technology & Innovation	1122100500 NOFBI Phase II Expansion.	1122100501 NOFBI Phase II Expansion - Headquarters	0	0	1,800,000,000	0
025035 Development of Nairobi to Naivasha Standard Gauge Railway	1092 State Department for Transport	1092104100 Development of Nairobi to Naivasha Standard Gauge Railway.	1092104101 Development of Nairobi to Naivasha Standard Gauge Railway	0	0	50,037,000,000	0
025036 Nairobi City Centre E.H.V and 66KV Network Upgrade and Reinforcement	1152 State Department for Energy	E1152107100 Nairobi City Centre E.H.V & 66KV Network Upgrade & Reinforcement.	E1152107101 Nairobi City Centre E.H.V & 66KV Network Upgrade & Reinforcement	0	0	430,000,000	0
025039 Karimenu II Dam	1107 Ministry of Water and Sanitation	1107111700 Karimenu II Dam Water Supply Project.	1107111701 Karimenu II Dam Water Supply Project	0	0	2,000,000,000	0
025040 - Technical And Vocational Training Laboratories Project (TIVET Phase II)	1064 State Department for Vocational and Technical Training	1064108500 GoK - China Phase II 134 TTIs Equipping.	1064108501 GoK - China Phase II 134 TTIs Equipping	0	0	3,000,000,000	0
025041 Upgrading of Kibwezi - Mutomo - Kitui Road	1091 State Department for Infrastructure	1091114500 Kibwezi - Mutomo - Kitui Road (B7).	1091114501 Kibwezi - Mutomo - Kitui Road (B7)	0	0	2,500,000,000	0
025047 Supply of CT Scanners to Thirty Seven Public Hospitals	1081 Ministry of Health	1081111600 Computed Tomography (CT) Scanners Equipment to 37 Hospitals.	1081111601 Computed Tomography (CT) Scanners Equipment to 37 Hospitals	0	0	7,035,000,000	0
TOTAL: GOVERNMENT OF CHINA				0	0	71,196,000,000	0
				71,196,000,000			

TABLE VII DETAILS OF EXTERNAL FUNDING FOR PROJECTS

DONOR FACILITY	VOTE CODE/ NAME	PROJECT HEAD	PROJECT SUBHEAD	EXTERNAL RESOURCES 2018/2019			
				GRANTS		LOANS	
				AIA	REVENUE	AIA	REVENUE
GOVERNMENT OF UNITED STATES OF AMERICA (USAID/USA)							
031056 Fund for Economic Development - Aid Effectiveness for Development Results	1071 The National Treasury	1071100600 Fund for Economic Development - Aid Effectiveness for Development Re	1071100601 Headquarters	0	2,000,000	0	0
TOTAL: GOVERNMENT OF UNITED STATES OF AMERICA (USAID/USA)				0	2,000,000	0	0
2,000,000							
GOVERNMENT OF UNITED KINGDOM (DFID-UK)							
040021 Trade Mark East Africa Programme	1221 State Department for East African Community	1221100100 Trade Mark East Africa Programme.	1221100101 Headquarters	65,000,000	0	0	0
040024 KENYA HUNGER SAFETY NET PROGRAMME	1035 State Department for Development of the ASAL	1035100100 Kenya Hunger Safety Net Programme.	1035100101 Headquarters	2,000,000,000	0	0	0
040033 Regional Mombasa Port Access Road - Mombasa-Mariakani Road	1091 State Department for Infrastructure	1091102600 Mombasa Mariakani Highway Project.	1091102603 Dualling of Mombasa - Mariakani Road (Lot 2: Kwa Jomvu - Mariakani)	240,000,000	0	0	0
TOTAL: GOVERNMENT OF UNITED KINGDOM (DFID-UK)				2,305,000,000	0	0	0
2,305,000,000							
GOVERNMENT OF POLAND							
043002 Modernization of	1162 State Department for Livestock.	1162100500 Livestock Value Chain Support Project.	1162100501 Livestock Value	0	0	700,000,000	0

TABLE VII DETAILS OF EXTERNAL FUNDING FOR PROJECTS

DONOR FACILITY	VOTE CODE/ NAME	PROJECT HEAD	PROJECT SUBHEAD	EXTERNAL RESOURCES 2018/2019			
				GRANTS		LOANS	
				AIA	REVENUE	AIA	REVENUE
Agriculture in Kenya			Chain Support Project				
TOTAL: GOVERNMENT OF POLAND				0	0	700,000,000	0
700,000,000							
INTERNATIONAL DEVELOPMENT ASSOCIATION (WORLD BANK/ IMF)							
501044 Cash Transfer for orphans and Vulnerable Children	1185 State Department for Social Protection	1185100100 Cash Transfer for orphans and Vulnerable Children.	1185100101 Headquarters	0	48,000,000	0	0
501064 Judiciary Performance Improvement (PPF)	1261 The Judiciary	1261100100 Judiciary Performance Improvement (PPF).	1261100101 Headquarters	0	0	1,499,000,000	0
501067 Water & Sanitation Services & Improvement Project (Athi WSB)	1107 Ministry of Water and Sanitation	1107101600 Water & Sanitation Services & Improvement Project (Athi WSB).	1107101601 Athi Water Services Board			390,000,000	1,590,640,000
			1107101602 Lake Victoria North Water Services Board	0	0	50,000,000	50,000,000
			1107101603 Coastal Water Services Board	0	0	420,000,000	420,000,000
501070 Kenya Health Sector Support Project (KHSSP)	1081 Ministry of Health	1081102000 Kenya Health Sector Support Project (KHSSP).	1081102001 Headquarters	0	0	0	650,000,000
501071 East Africa Public Laboratory Networking Project	1081 Ministry of Health	1081102100 East Africa Public Laboratory Networking Project.	1081102101 East Africa Public Laboratory Networking Project	0	0	0	203,030,478

TABLE VII DETAILS OF EXTERNAL FUNDING FOR PROJECTS

DONOR FACILITY	VOTE CODE/ NAME	PROJECT HEAD	PROJECT SUBHEAD	EXTERNAL RESOURCES 2018/2019			
				GRANTS		LOANS	
				AIA	REVENUE	AIA	REVENUE
501075 Nairobi Metropolitan Service Improvement Project (PPF)		1096101800 Nairobi Metropolitan Services Improvement Project (NAMSIP).	1096101801 Nairobi Metropolitan Services Improvement Project (NAMSIP)	0	0	4,000,000,000	0
501076 Kenya Transport Sector Support Programme	1091 State Department for Infrastructure	1091101200 Kenya Transport Sector Support Programme.	1091101201 Headquarters	0	0	200,000,000	100,000,000
			1091101203 KTSSP-Rehabilitation Kisumu - Kakamega Road	0	0	500,000,000	100,000,000
			1091101204 KTSSP-Construction of Kisumu Boys - Mambo Leo Road	0	0	474,500,000	95,500,000
			1091101205 KTSSP-Rehabilitation Kakamega - Webuye Road	0	0	677,280,000	130,000,000
			1091101206 KTSSP-Rehabilitation Webuye - Kitale Road	0	0	491,200,000	80,800,000
			1091101207 KTSSP-Dualling Athi River - Machakos Turnoff Road	0	0	648,000,000	102,000,000
			1091101208 KTSSP-Rehabilitation Maji ya Chumvi - Bachuma Gate Road	0	0	446,500,000	43,500,000

TABLE VII DETAILS OF EXTERNAL FUNDING FOR PROJECTS

DONOR FACILITY	VOTE CODE/ NAME	PROJECT HEAD	PROJECT SUBHEAD	EXTERNAL RESOURCES 2018/2019			
				GRANTS		LOANS	
				AIA	REVENUE	AIA	REVENUE
			1091101209 KTSSP- Access roads to HQ (Barabara) and EASA	0	0	105,000,000	200,000,000
			1091101210 KTSSP- Interchanges at Nyahururu, Njoro, & Mau Summit Turnoffs	0	0	110,000,000	200,000,000
			1091101211 KTSSP- Interchange at Kericho Jn B1/C23	0	0	250,000,000	200,000,000
			1091101212 KTSSP- Interchange at Ahero Turnoff (Jn A1/B1)	0	0	200,000,000	200,000,000
			1091101213 KTSSP- HQ Complex for Road subsector Institutions (Barbara Plaza)	0	0	1,030,000,000	150,000,000
			1091101214 KTSSP- Technical Support Programmes	0	0	100,000,000	150,000,000
			1091101216 KTSSP- Malindi-Madogo- Garissa - Design	0	0	50,000,000	80,000,000
			1091101217 KTSSP- Lake Victoria Ring Road - Design	0	0	50,000,000	50,000,000
			1091101218 KTSSP- Nakuru-Loruk- Marich Pass - Design	0	0	50,000,000	31,200,000
	1092 State Department for Transport	1092100500 Kenya Transport Sector Support Programme.	1092100501 Headquarters	0	0	0	410,000,000

TABLE VII DETAILS OF EXTERNAL FUNDING FOR PROJECTS

DONOR FACILITY	VOTE CODE/ NAME	PROJECT HEAD	PROJECT SUBHEAD	EXTERNAL RESOURCES 2018/2019			
				GRANTS		LOANS	
				AIA	REVENUE	AIA	REVENUE
			1092100502 Kenya Civil Aviation Authority	0	0	300,000,000	0
501077 Water Security and Climate Resilience (Project Advanced)	1107 Ministry of Water and Sanitation	1107101700 Water Security and Climate Resilience (Project Advanced).	1107101702 Kenya Water Security Climate Resilience Project (KWSCRCP)	0	0	1,500,000,000	400,000,000
			1107101703 Coastal Region Water Security & Climate Resilience Project (CRWSCRCP)	0	0	0	400,000,000
501084 East Africa Trade and Transport Facilitation Project (KPA)	1091 State Department for Infrastructure	1091101100 East African Trade and Transport Facilitation Project (KRA).	1091101102 EATTFP- One Stop Border Post at Taveta Border Crossing-DFID	0	0	700,000,000	150,000,000
501091 National Urban Transport Improvement Project (NUTRIP)	1091 State Department for Infrastructure	1091101300 National Urban Transport Improvement Project (NUTRIP).	1091101301 Headquarters	0	0	200,000,000	30,000,000
			1091101304 NUTRIP- Southern Bypass junction- James Gichuru rd junction (12km)	0	0	0	70,000,000
			1091101306 NUTRIP- James Gichuru junction - Rironi (Uhuru Highway) (26 km)	0	0	2,200,000,000	100,000,000
			1091101307 NUTRIP- Kisumu Northern Bypass Road (9km)	0	0	0	70,000,000
			1091101308 NUTRIP- Capacity	0	0	0	60,900,000

TABLE VII DETAILS OF EXTERNAL FUNDING FOR PROJECTS

DONOR FACILITY	VOTE CODE/ NAME	PROJECT HEAD	PROJECT SUBHEAD	EXTERNAL RESOURCES 2018/2019			
				GRANTS		LOANS	
				AIA	REVENUE	AIA	REVENUE
			building and Technical Assistance Programme				
		1091123400 Meru Bypass Project.	1091123401 Meru Bypass Project	0	0	886,000,000	40,000,000
		1091123600 Improvement Of Traffic Management System-Nairobi ITS design, Ins.	1091123601 Improvement Of Traffic Management System-Nairobi ITS design, Ins	0	0	350,000,000	0
		1091123700 Institutional Capacity Building And ICT.	1091123701 Institutional Capacity Building And ICT	0	0	300,000,000	300,000,000
	1092 State Department for Transport	1092100600 National Urban Transport Improvement Project (NUTRIP).	1092100601 Headquarters	0	0	15,000,000	533,000,000
			1092100603 Kenya Civil Aviation Authority	0	0	15,000,000	0
501093 Eastern Electricity Highway Project (Ethiopia-Kenya Interconnector)	1152 State Department for Energy	1152101800 Eastern Electricity Highway Project (Ethiopia- Kenya Interconnector).	1152101801 Headquarters	0	0	3,815,000,000	100,000,000
501094 Regional Pastoral Livelihood Resilience project	1162 State Department for Livestock.	1162100100 Regional Pastoral Livelihood Resilience project.	1162100101 Headquarters	0	0	350,000,000	525,000,000
501099 Kenya Petroleum Technical Assistance Project (KEPTAP)	1071 The National Treasury	1071100900 Kenya Petroleum Technical Assistance Project (KEPTAP).	1071100901 Headquarters	0	0	0	150,000,000
	1175 State Department for Industrialization	1175102000 Kenya Petroleum Technical Assistance Programme (KEPTAP).	1175102001 Kenya Petroleum Technical Assistance	0	0	0	180,000,000

TABLE VII DETAILS OF EXTERNAL FUNDING FOR PROJECTS

DONOR FACILITY	VOTE CODE/ NAME	PROJECT HEAD	PROJECT SUBHEAD	EXTERNAL RESOURCES 2018/2019			
				GRANTS		LOANS	
				AIA	REVENUE	AIA	REVENUE
			Programme (KEPTAP)				
	1193 State Department for Petroleum	1193100100 Kenya Petroleum Technical Assistance Project (KEPTAP).	1193100101 Headquarters	50,000,000	80,000,000	200,000,000	170,000,000
501102 Kenya Urban Water And Sanitation OBA Project	1107 Ministry of Water and Sanitation	1107101900 Kenya Urban Water And Sanitation OBA Project.	1107101901 Headquarters	0	200,000,000	0	0
501103 - SOUTH SUDAN EASTERN AFRICA TRANSPORT, TRADE AND DEVELOPMENT FACILITATION	1091 State Department for Infrastructure	1091101400 South Sudan Eastern Africa Transport, Trade & Development Facilitatio	1091101401 Headquarters	0	0	50,000,000	120,000,000
			1091101406 SS-EARTTDFP- Upgrade of Kalobeiyei River—Nadapal (88 km) road	0	0	1,000,000,000	130,000,000
			1091101407 SS-EARTTDFP- Upgrade of Lokitaung Junction - Kalobeiyei River 80 km	0	0	999,952,000	120,000,000
			1091101408 SS-EARTTDFP- Upgrading of Lokitaung Junction to Lodwar (80 km) road	0	0	1,000,000,000	130,000,000
			1091101409 SS-EARTTDFP- Replacement of Kainuk Bridge	0	0	650,000,000	112,648,000
			1091101410 SS-EARTTDFP- Upgrading of Lodwar-	0	0	1,000,000,000	90,000,000

TABLE VII DETAILS OF EXTERNAL FUNDING FOR PROJECTS

DONOR FACILITY	VOTE CODE/ NAME	PROJECT HEAD	PROJECT SUBHEAD	EXTERNAL RESOURCES 2018/2019			
				GRANTS		LOANS	
				AIA	REVENUE	AIA	REVENUE
			Loichangamatak (50 km) road section				
			1091101411 SS-EARTTDFP- Upgrading of Loichangamatak - Lokichar (40 km) road	0	0	1,000,000,000	90,000,000
			1091101412 SS-EARTTDFP Capacity building and Technical Assistance Programme	0	0	90,000,000	120,000,000
			1091101413 SS-EARTTDFP - Capacity building Hqs	0	0	50,000,000	120,000,000
	1122 State Department for Information Communications and Technology & Innovation	1122100300 East African Trade and Transport Facilitation Project.	1122100301 East African Trade and Transport Facilitation Project - Headquarters	0	0	0	200,000,000
501105 Kenya Primary Education Project - GPE	1066 State Department for Early Learning & Basic Education	1066101400 Kenya Primary Education Project - GPE.	1066101401 Kenya Primary Education Project (GPE) - Headquarters	500,000,000	1,136,161,625	0	0
501106 FINANCIAL SECTOR SUPPORT PROJECT	1071 The National Treasury	1071101700 Financial Sector Support Project (FSSP).	1071101701 Headquarters	0	0	82,000,000	350,435,200
501112 National Agriculture and Rural Inclusive growth Project (NARIGP)	1165 State Department for Crop Development	1165106200 National Agricultural & Rural Inclusivity Project (NARIGP).	1165106201 National Agricultural & Rural Inclusivity Project (NARIGP)	0	0	0	3,530,328,423

TABLE VII DETAILS OF EXTERNAL FUNDING FOR PROJECTS

DONOR FACILITY	VOTE CODE/ NAME	PROJECT HEAD	PROJECT SUBHEAD	EXTERNAL RESOURCES 2018/2019			
				GRANTS		LOANS	
				AIA	REVENUE	AIA	REVENUE
501113 Kenya Youth Employment and Opportunities Project	1175 State Department for Industrialization	1175102500 Kenya Youth Empowerment and Opportunities Project.	1175102501 Kenya Youth Empowerment and Opportunities Project	0	0	0	654,000,000
	1184 State Department for Labour	1184100500 Establishment of National Labour Market Information System (LMIS).	1184100501 Establishment of National Labour Market Information System (LMIS)	0	0	0	210,000,000
	1184 State Department for Labour	1184101800 Kenya Youth Empowerment and Opportunities Project.	1184101801 Kenya Youth Empowerment and Opportunities Project	0	0	0	890,000,000
		1211100100 Kenya Youth Empowerment.	1211100101 Headquarters	0	0	0	654,000,000
501114 Kenya Electricity Modernisation Project	1152 State Department for Energy	1152103200 Kenya Electricity Modernization Project.	1152103201 Kenya Electricity Modernization Project - HQ	0	0	0	59,000,000
			1152103202 Kenya Power and Lighting Company	0	0	480,000,000	400,000,000
			1152103203 Rural Electrification Agency (REA)	0	0	621,000,000	0
501120 Transforming health systems for universal care project	1081 Ministry of Health	1081110300 Transforming Health Systems for Universal Care Project.	1081110301 Transforming Health Systems for Universal Care Project	184,000,000	1,305,703,845	216,000,000	3,420,589,847
501121 Kenya Urban Programme (KenUP)		1096105000 Kenya Urban Programme (KenUP).	1096105001 Kenya Urban Programme (KenUP)	0	0	0	11,564,702,500

TABLE VII DETAILS OF EXTERNAL FUNDING FOR PROJECTS

DONOR FACILITY	VOTE CODE/ NAME	PROJECT HEAD	PROJECT SUBHEAD	EXTERNAL RESOURCES 2018/2019			
				GRANTS		LOANS	
				AIA	REVENUE	AIA	REVENUE
501123 Kenya Coastal Water Security and Climate Resilience Project (KCWSCRCP)	1107 Ministry of Water and Sanitation	1107101700 Water Security and Climate Resilience (Project Advanced).	1107101703 Coastal Region Water Security & Climate Resilience Project (CRWSCRCP)	0	0	800,000,000	700,000,000
501124 Kenya Climate Smart Agriculture Project (KCSAP)	1165 State Department for Crop Development	1165105300 Kenya Climate Smart Agriculture Project (KCSAP).	1165105301 Kenya Climate Smart Agriculture Project (KCSAP)	0	0	0	3,620,190,000
501125 Kenya Secondary Education Quality Improvement Project	1066 State Department for Early Learning & Basic Education	1066103900 Kenya Secondary Education Quality Improvement Project.	1066103901 Kenya Secondary Education Quality Improvement Project	0	0	0	2,811,669,353
501126 Kenya Aviation Modernisation Project	1092 State Department for Transport	1092104200 Kenya Aviation Modernization Project.	1092104201 Kenya Aviation Modernization Project	0	0	0	300,000,000
501131 Eastern and Southern Africa Centres of Excellence	1065 State Department for University Education	1065104100 Commission for University Education.	1065104103 Construction of Centres of Excellence	0	0	0	450,000,000
501132 Kenya Development Response to Displacement Impacts	1011 The Presidency	1011101500 Kenya Development Response to Displacement Impact.	1011101501 Kenya Development Response to Displacement Impact	0	0	0	500,000,000
501133 North Eastern Transport Improvement Project (NETI)	1091 State Department for Infrastructure	1091139200 North Eastern Transport Improvement Project (NETIP).	1091139201 North Eastern Transport Improvement Project (NETIP)	0	0	100,000,000	700,000,000
501134 Off-Grid Solar Access Project	1152 State Department for Energy	1152108000 Kenya Off-Grid Solar Access Project for Underserved Counties (KOSAP).	1152108001 K-OSAP: State Department of Energy	0	0	380,000,000	300,000,000

TABLE VII DETAILS OF EXTERNAL FUNDING FOR PROJECTS

DONOR FACILITY	VOTE CODE/ NAME	PROJECT HEAD	PROJECT SUBHEAD	EXTERNAL RESOURCES 2018/2019			
				GRANTS		LOANS	
				AIA	REVENUE	AIA	REVENUE
501135 Kenya Marine Fisheries and Socio-Economic Development	1166 State Department for Fisheries, Aquaculture & the Blue Economy	1166101400 Kenya Marine Fisheries & Socio-Economic Development Project.	1166101401 Kenya Marine Fisheries & Socio-Economic Development Project	0	0	0	170,000,000
501136 Water and Sanitation Development Project	1107 Ministry of Water and Sanitation	1107112700 Water and Sanitation Development Project (WSDP).	1107112701 Water and Sanitation Development Project (WSDP)	0	0	0	4,000,000,000
TOTAL: INTERNATIONAL DEVELOPMENT ASSOCIATION (WORLD BANK/ IMF)				734,000,000	2,769,865,470	31,091,432,000	45,033,133,801
				79,628,431,271			
Global Fund							
503001 HIV/AIDS Round 7	1071 The National Treasury	1071101000 HIV/AIDS Round 7 - Global Fund.	1071101001 Headquarters	4,532,585,547	113,580,505	0	0
503007 Tuberculosis Round 6	1071 The National Treasury	1071101100 Tuberculosis Round 6 - Global Fund.	1071101101 Headquarters	879,884,736	25,642,701	0	0
503009 Malaria Round 10 - Special Global Fund	1071 The National Treasury	1071101200 Malaria Round 10 - Special Global Fund.	1071101201 Headquarters	51,713,128	7,429,875	0	0
503010 Special Global Fund HIV Grant-KEN-H-TNT	1071 The National Treasury	1071107700 Special Global Fund - HIV-AIDS Grant - KEN-H.	1071107701 Special Global Fund - HIV-AIDS Grant - KEN-H	4,990,064,789	381,792,262	0	0
	1081 Ministry of Health	1081111300 Special Global Fund HIV Grant KEN-H-TNT.	1081111301 Special Global Fund HIV Grant KEN-H-TNT	0	1,008,899,967	0	0
			1081111302 National Aids Control Council	0	391,100,033	0	0
503011 Special Global Fund	1071 The National Treasury	1071107600 Special Global Fund - Malaria Grant - KEN-M.	1071107601 Special Global Fund -	844,121,002	52,746,748	0	0

TABLE VII DETAILS OF EXTERNAL FUNDING FOR PROJECTS

DONOR FACILITY	VOTE CODE/ NAME	PROJECT HEAD	PROJECT SUBHEAD	EXTERNAL RESOURCES 2018/2019			
				GRANTS		LOANS	
				AIA	REVENUE	AIA	REVENUE
Malaria Grant-KEN-M-TNT			Malaria Grant - KEN-M				
	1081 Ministry of Health	1081111400 Special Global Fund Malaria Grant KEN-M-TNT.	1081111401 Special Global Fund Malaria Grant KEN-M-TNT	0	802,006,400	0	0
503012 Special Global Fund TB Grant-KEN-T-TNT	1071 The National Treasury	1071107800 Special Global Fund - TB Grant - KEN-T.	1071107801 Special Global Fund - TB Grant - KEN-T	422,371,865	27,326,549	0	0
	1081 Ministry of Health	1081111500 Special Global Fund TB Grant KEN-T-TNT.	1081111501 Special Global Fund TB Grant KEN-T-TNT	0	906,188,600	0	0
TOTAL: GLOBAL FUND				11,720,741,067	3,716,713,640	0	0
				15,437,454,707			
European Development Fund (EDF/ EEC)							
505027 Rural Road Rehabilitation (EC Roads 2000)	1091 State Department for Infrastructure	1091132000 Roads 2000.	1091132004 EU Eastern Province PH 3	900,000,000	100,000,000	0	0
505048 Technical Support Programme (ERD)	1071 The National Treasury	1071101300 Technical Support Programme (ERD).	1071101301 Headquarters	150,000,000	0	0	0
505051 Sugar Reforms Support Project	1165 State Department for Crop Development	1165102100 Sugar Reforms Support Project.	1165102101 Headquarters	50,000,000	0	0	0
505057 Nairobi Missing Link Roads and Non-Motorised Transport Facilities	1091 State Department for Infrastructure	1091123200 Eu Missing Links (Eu Funded 67% & 33% GOK).	1091123201 Eu Missing Links (Eu Funded 67% & 33% GOK)	70,000,000	0	0	0
505058 Support to Road Sector: Capacity Building Component	1091 State Department for Infrastructure	1091102000 Support to Road Sector: Capacity Building Component.	1091102001 Headquarters	100,000,000	0	0	0

TABLE VII DETAILS OF EXTERNAL FUNDING FOR PROJECTS

DONOR FACILITY	VOTE CODE/ NAME	PROJECT HEAD	PROJECT SUBHEAD	EXTERNAL RESOURCES 2018/2019			
				GRANTS		LOANS	
				AIA	REVENUE	AIA	REVENUE
505060 Regional integration implementation program	1071 The National Treasury	1071101400 Regional integration implementation program.	1071101401 Headquarters	200,000,000	0	0	0
505062 Water Tower Protection & Climate Change Mitigation & Adaptation (WATER)	1108 Ministry of Environment and Forestry	1108103600 Kenya's Water Tower Protection & Climate Change (WaTER) Programme.	1108103601 Kenya's Water Tower Protection & Climate Change (WaTER) Programme-HQ	1,279,000,000	0	0	0
505063 Instruments for Devolution Advice and Support (IDEAS)	1032 State Department for Devolution	1032101800 IDEAS-Instrument for Devolution Advice and support .	1032101801 IDEAS-Instrument for Devolution Advice and support - HQ	1,173,000,000	0	0	0
505065 Ending Drought Emergencies: Support to Drought Risk Management	1035 State Department for Development of the ASAL	1035101000 Ending Drought Emergencies.	1035101001 Ending Drought Emergencies	440,000,000	0	0	0
	1107 Ministry of Water and Sanitation	1107112300 Ending Drought Emergencies: Support To Drought Risk Management.	1107112301 Ending Drought Emergencies: Climate-Proofed Infrastructure	0	454,000,000	0	0
TOTAL: EUROPEAN DEVELOPMENT FUND (EDF/ EEC)				4,362,000,000	554,000,000	0	0
				4,916,000,000			
EUROPEAN INVESTMENT BANK (EIB)							
506001 Olkaria I and IV Project (GDC)	1152 State Department for Energy	1152100800 Olkaria I and IV.	1152100801 Headquarters	0	0	1,294,769,777	0
506008 Regional Mombasa Port Access Road -	1091 State Department for Infrastructure	1091102600 Mombasa Mariakani Highway Project.	1091102603 Dualling of Mombasa - Mariakani Road (Lot	300,000,000	200,000,000	300,000,000	100,000,000

TABLE VII DETAILS OF EXTERNAL FUNDING FOR PROJECTS

DONOR FACILITY	VOTE CODE/ NAME	PROJECT HEAD	PROJECT SUBHEAD	EXTERNAL RESOURCES 2018/2019			
				GRANTS		LOANS	
				AIA	REVENUE	AIA	REVENUE
Mombasa-Mariakani Road			2: Kwa Jomvu - Mariakani)				
TOTAL: EUROPEAN INVESTMENT BANK (EIB)				300,000,000	200,000,000	1,594,769,777	100,000,000
				2,194,769,777			
AFRICAN DEVELOPMENT BANK (ADB/ ADF)							
510015 Lake Victoria Water Supply & Sanitation Programme Phase II	1107 Ministry of Water and Sanitation	1107102000 Lake Victoria Water Supply & Sanitation Programme Phase II.	1107102001 Headquarters	100,000,000	0	0	0
510036 Kenya Ethiopia (Turbi-Moyale) Road Project Phase III Corridor Ph II (Turb	1091 State Department for Infrastructure	1091102300 Kenya Ethiopia (Turbi-Moyale) Road Project Phase III Corridor Ph II.	1091102301 Headquarters	0	0	500,000,000	0
510037 Menengai Geothermal Development Project (Strategic Climate Fund - SREP)	1152 State Department for Energy	1152102200 Menengai Geothermal Development Project.	1152102201 Headquarters	0	0	150,000,000	0
510038 Eastern Africa Inter-connector (Ethiopia-Kenya)	1152 State Department for Energy	1152101800 Eastern Electricity Highway Project (Ethiopia- Kenya Interconnector).	1152101801 Headquarters	0	0	800,000,000	0
510042 Drought Resilience and Sustainable Livelihood	1165 State Department for Crop Development	1165102400 Drought Resilience and Sustainable Livelihood Programme in Horn of A	1165102401 Headquarters	48,545,700	16,907,700	1,143,525,690	84,620,900

TABLE VII DETAILS OF EXTERNAL FUNDING FOR PROJECTS

DONOR FACILITY	VOTE CODE/ NAME	PROJECT HEAD	PROJECT SUBHEAD	EXTERNAL RESOURCES 2018/2019			
				GRANTS		LOANS	
				AIA	REVENUE	AIA	REVENUE
Programme in Horn of Africa							
510043 SUPPORT TO ENHANCEMENT OF QUALITY AND RELEVANCE IN HIGHER EDUCATION, SCIE	1065 State Department for University Education	1065100100 Support To Enhancement Of Quality And Relevance In Higher Education.	1065100101 Headquarters	0	0	800,000,000	0
510047 - Arusha-Holili/Taveta-Voi Road Project	1091 State Department for Infrastructure	1091102400 Arusha-Holili/Taveta-Voi Road Project.	1091102401 Headquarters	0	0	50,000,000	0
510048 Nairobi Outer Ring Road Improvement Project	1091 State Department for Infrastructure	1091123300 Nairobi Outerring Roads.	1091123301 Nairobi Outerring Roads	30,000,000	20,000,000	350,000,000	0
510049 Thwake MultiPurpose Water Development Program Phase I	1107 Ministry of Water and Sanitation	1107115200 Thwake MultiPurpose Water Development Program Phase I.	1107115201 Headquarters	27,000,000	0	5,300,000,000	42,000,000
510053 Last Mile Electricity Connectivity	1152 State Department for Energy	1152102700 Last Mile Electricity Connectivity.	1152102701 Headquarters	0	0	1,190,000,000	0
510054 East Africa's Centres of Excellence for Skills and Tertiary Education in	1081 Ministry of Health	1081102500 East Africa's Centres of Excellence for Skills & Tertiary Education.	1081102501 East Africa's Centres of Excellence for Skills & Tertiary Education	0	0	630,000,000	1,270,000,000
510060 Mombasa-Mariakani Highway Project	1091 State Department for Infrastructure	1091102600 Mombasa Mariakani Highway Project.	1091102602 Dualling of Mombasa - Mariakani Road (Lot 1: Msa - Kwa Jomvu)	0	0	1,200,000,000	0
510061 Support To Technical Vocational	1064 State Department for Vocational and Technical Training	1064101100 38 GOK-AfDB TTIs PHASE II.	1064101139 GoK-AfDB TVET Phase II - Headquarters	0	0	300,000,000	0

TABLE VII DETAILS OF EXTERNAL FUNDING FOR PROJECTS

DONOR FACILITY	VOTE CODE/ NAME	PROJECT HEAD	PROJECT SUBHEAD	EXTERNAL RESOURCES 2018/2019			
				GRANTS		LOANS	
				AIA	REVENUE	AIA	REVENUE
Education and Training for Relevant Skill							
510062 MULTINATIONAL KENYA TANZANIA POWER INTERCONNECTION PROJECT (KENYA COMPONE	1152 State Department for Energy	1152103100 Multi-National Kenya-TZ Power Interconnection Project.	1152103101 Kenya Component - Headquarters	0	0	400,000,000	0
510063 Small Scale Irrigation and Value Addition Project (SIVAP)	1165 State Department for Crop Development	1165105100 Small Scale Irrigation and Value Addition Project.	1165105101 Small Scale Irrigation and Value Addition Project	532,961,980	94,052,110	721,408,210	76,609,730
510065 Sirari Corridor Accessibility and Road Safety Improvement Project: Iseban	1091 State Department for Infrastructure	1091115400 Isebania - Mukuyu - Kisii - Ahero Road (A1) Lot 1 & 2.	1091115401 Isebania - Mukuyu - Kisii - Ahero Road (A1) Lot 1 & 2	0	0	1,000,000,000	0
510066 Multinational Lake Victoria Maritime Communication and Transport	1092 State Department for Transport	1092104300 Multinational LakeVictoria Maritime Communication& Transport Project.	1092104301 Multinational LakeVictoria Maritime Communication& Transport Project	0	0	146,000,000	30,000,000
510067 Last Mile Connectivity - Phase II	1152 State Department for Energy	1152102700 Last Mile Electricity Connectivity.	1152102701 Headquarters	0	0	2,500,000,000	0
510068 Kenya Towns Water and Sanitation Program	1107 Ministry of Water and Sanitation	1107107800 Kenya Towns Sustainable Water Supply and Sanitation Programme- Rift .	1107107801Kenya Towns Sustainable Water Supply and Sanitation Programme- Rift V	0	0	950,000,000	0

TABLE VII DETAILS OF EXTERNAL FUNDING FOR PROJECTS

DONOR FACILITY	VOTE CODE/ NAME	PROJECT HEAD	PROJECT SUBHEAD	EXTERNAL RESOURCES 2018/2019			
				GRANTS		LOANS	
				AIA	REVENUE	AIA	REVENUE
		1107107900 Kenya Towns Sustainable Water Supply and Sanitation Programme-Tana.	1107107901Kenya Towns Sustainable Water Supply and Sanitation Programme-Tana	0	0	730,000,000	0
		1107111400 Kenya Towns Sustainable Water Supply & Sanitation Programme - Athi.	1107111401 Kenya Towns Sustainable Water Supply & Sanitation Programme - Athi	0	0	450,000,000	0
510072 Regional Mombasa Port Access Road - Mombasa-Mariakani Road	1091 State Department for Infrastructure	1091102600 Mombasa Mariakani Highway Project.	1091102602Dualling of Mombasa - Mariakani Road (Lot 1: Msa - Kwa Jomvu)	0	0	400,000,000	0
TOTAL: AFRICAN DEVELOPMENT BANK (ADB/ ADF)				738,507,680	130,959,810	19,710,933,900	1,503,230,630
				22,083,632,020			
ARAB BANK FOR ECONOMIC DEVELOPMENT IN AFRICA (BADEA)							
512014 Garissa Sewerage Project	1107 Ministry of Water and Sanitation	1107102300 Garissa Sewerage Project.	1107102301 Headquarters	0	0	133,750,000	0
512015 Kenyatta National Hospital	1081 Ministry of Health	1081102600 Kenyatta National Hospital.	1081102601 Headquarters	0	0	50,000,000	0
512016 Bura Irrigation Scheme	1167 State Department for Irrigation	1167100400 Bura Irrigation Scheme.	1167100401 Headquarters	0	0	105,877,127	0
512017 Nuno-Modogashe Road	1091 State Department for Infrastructure	1091100300 Nuno-Modogashi Road.	1091100301 Headquarters	0	0	120,880,000	0
512018 Rural Electrification Project	1152 State Department for Energy	1152104400 Electrification of Public Facilities.	1152104401 Electrification of Public Facilities	0	0	231,000,000	0
512019 REHABILITATION OF WATER SUPPLY AND SEWERAGE	1107 Ministry of Water and Sanitation	1107102400 Rehabilitation Of Water Supply And Sewerage For Oloitokitok Town.	1107102401 Headquarters	0	0	250,000,000	0

TABLE VII DETAILS OF EXTERNAL FUNDING FOR PROJECTS

DONOR FACILITY	VOTE CODE/ NAME	PROJECT HEAD	PROJECT SUBHEAD	EXTERNAL RESOURCES 2018/2019			
				GRANTS		LOANS	
				AIA	REVENUE	AIA	REVENUE
FOR OLOITOKITOK TOWN							
512020 Rongai Hospital Project	1081 Ministry of Health	1081102700 Rongai Hospital Project(Trauma Management Center).	1081102701 Rongai Hospital Project(Trauma Management Center)	0	0	50,757,500	0
512021 Cancer Centre in Kisii Hospital Project	1081 Ministry of Health	1081109500 Construction of a Cancer Centre at Kisii Level 5 Hospital.	1081109501 Construction of a Cancer Centre at Kisii Level 5 Hospital	0	0	10,000,000	0
512022 Gilgil - Machinery Road Project	1091 State Department for Infrastructure	1091128100 Gilgil - Machinery.	1091128101 Gilgil - Machinery	0	0	50,000,000	0
TOTAL: ARAB BANK FOR ECONOMIC DEVELOPMENT IN AFRICA (BADEA)				0	0	1,002,264,627	0
				1,002,264,627			
ORGANIZATION OF PETROLEUM EXPORTING COUNTRIES (OPEC)							
513007 Bura Irrigation Scheme	1167 State Department for Irrigation	1167100400 Bura Irrigation Scheme.	1167100401 Headquarters	0	0	79,376,447	0
513009 Nuno-Modogashe Road	1091 State Department for Infrastructure	1091100300 Nuno-Modogashi Road.	1091100301 Headquarters	0	0	120,880,000	0
513010 Rural Electrification Project	1152 State Department for Energy	1152104400 Electrification of Public Facilities.	1152104401 Electrification of Public Facilities	0	0	231,000,000	0
513011 KENYA ELECTRICITY EXPANSION PROJECT	1152 State Department for Energy	1152104400 Electrification of Public Facilities.	1152104401 Electrification of Public Facilities	0	0	743,179,000	0
TOTAL: ORGANIZATION OF PETROLEUM EXPORTING COUNTRIES (OPEC)				0	0	1,174,435,447	0
				1,174,435,447			

TABLE VII DETAILS OF EXTERNAL FUNDING FOR PROJECTS

DONOR FACILITY	VOTE CODE/ NAME	PROJECT HEAD	PROJECT SUBHEAD	EXTERNAL RESOURCES 2018/2019			
				GRANTS		LOANS	
				AIA	REVENUE	AIA	REVENUE
UNITED NATIONS DEVELOPMENT PROGRAMME (UNDP)							
517093 Deepening Foundations For Peacebuilding And Community Security In Kenya 2	1021 State Department for Interior	1021100100 Deepening Foundations For Peace building And Community Security In K.	1021100101 Headquarters	76,002,000	65,000,000	0	0
517100 - LOW EMISSION AND CLIMATE RESILIENT DEVELOPMENT IN KENYA	1108 Ministry of Environment and Forestry	1108100500 Low Emission And Climate Resilient Development In Kenya	1108100501 Headquarters	260,000,000			
517102 Support Implementation of Governments Medium Term Plan II of Vision 2030	1072 State Department for Planning	1072101700 Macro Economic Planning and International Relations.	1072101701 Macro Economic Planning and International Relations	85,000,000	0	0	0
517105 Support to Devolution Programme	1032 State Department for Devolution	1032101700 UNDP- support to devolution programme.	1032101701 UNDP- support to devolution programme - HQ	50,000,000	0	0	0
517107 Sound Chemicals Management Mainstreaming & UPOPs Reduction in Kenya	1108 Ministry of Environment and Forestry	1108102500 Sound Chemicals Management Mainstreaming & UPOPs Reduction in Kenya.	1108102501 Sound Chemicals Management Mainstreaming & UPOPs Reduction in Kenya	0	70,000,000	0	0
517108 Drought Response and Resilience in the Semi-Arid Regions of Kenya	1035 State Department for Development of the ASAL	1035101300 Drought Response & Resilience in Arid & Semi-Arid Areas of Kenya.	1035101301 Drought Response & Resilience in Arid & Semi-Arid Areas of Kenya	0	32,000,000	0	0
TOTAL: UNITED NATIONS DEVELOPMENT PROGRAMME (UNDP)				471,002,000	167,000,000	0	0

TABLE VII DETAILS OF EXTERNAL FUNDING FOR PROJECTS

DONOR FACILITY	VOTE CODE/ NAME	PROJECT HEAD	PROJECT SUBHEAD	EXTERNAL RESOURCES 2018/2019			
				GRANTS		LOANS	
				AIA	REVENUE	AIA	REVENUE
				638,002,000			
UNITED NATIONS FUND FOR POPULATION ACTIVITIES (UNFPA)							
519001 Integration and Coordination with ICPD POA-NCAPD	1072 State Department for Planning	1072100800 Integration and Coordination with ICPD POA-NCAPD.	1072100801 Headquarters	12,000,000	95,700,000	0	0
519004 Data Collection and Data Base Development	1072 State Department for Planning	1072100900 Data Collection and Data Base Development.	1072100901 Headquarters	0	5,800,000	0	0
519017 M&E Directorate	1072 State Department for Planning	1072101000 M&E Directorate.	1072101001 Headquarters	9,400,000	0	0	0
519024 National Aids Control Council	1081 Ministry of Health	1081102900 National Aids Control Council.	1081102901 Headquarters	0	13,379,143	0	0
TOTAL: UNITED NATIONS FUND FOR POPULATION ACTIVITIES (UNFPA)				21,400,000	114,879,143	0	0
				136,279,143			
UNITED NATIONS ENVIRONMENTAL PROGRAMME (UNEP)							
521009 Phasing out Ozone Depleting Substances Project Operationalized.	1108 Ministry of Environment and Forestry	1108100600 Phasing out Ozone Depleting Substances Project Operationalized..	1108100601 Headquarters	0	15,000,000	0	0
521015 National Action Plan on Artisanal and Small-Scale Gold Mining (ASGM)	1108 Ministry of Environment and Forestry	1108103300 National Action Plan for Artisanal Small-Scale Gold Mining..	1108103301 National Action Plan for Artisanal Small-Scale Gold Mining	0	19,000,000	0	0
TOTAL: UNITED NATIONS ENVIRONMENTAL PROGRAMME				0	34,000,000	0	0
				34,000,000			

TABLE VII DETAILS OF EXTERNAL FUNDING FOR PROJECTS

DONOR FACILITY	VOTE CODE/ NAME	PROJECT HEAD	PROJECT SUBHEAD	EXTERNAL RESOURCES 2018/2019			
				GRANTS		LOANS	
				AIA	REVENUE	AIA	REVENUE
UNITED NATIONS INTERNATIONAL CHILDREN EDUCATION FUND (UNICEF)							
522023 Early Childhood Development	1066 State Department for Early Learning & Basic Education	1066100500 Early Childhood Development.	1066100501 Headquarters	5,000,000	10,000,000	0	0
522035 Social Policy and Statistics (KNBS)	1072 State Department for Planning	1072101100 Social Policy and Statistics (KNBS).	1072101101 Headquarters	0	10,700,000	0	0
522059 Nutrition	1081 Ministry of Health	1081103200 Nutrition.	1081103201 Headquarters	50,000,000	10,000,000	0	0
522060 Environmental Health Services	1081 Ministry of Health	1081103300 Environmental Health Services.	1081103301 Headquarters	50,750,000	0	0	0
522067 Social Policy and Research	1072 State Department for Planning	1072101200 Social Policy and Research.	1072101201 Headquarters	6,000,000	6,000,000	0	0
522072 Nomadic Education	1066 State Department for Early Learning & Basic Education	1066100600 Nomadic Education.	1066100601 Headquarters	5,000,000	30,000,000	0	0
522075 Child Friendly Schools	1066 State Department for Early Learning & Basic Education	1066100800 Child Friendly Schools.	1066100801 Headquarters	5,000,000	5,000,000	0	0
522076 Peace Education	1066 State Department for Early Learning & Basic Education	1066100900 Peace Education.	1066100901 Headquarters	5,000,000	5,000,000	0	0
522080 Education in Emergencies	1066 State Department for Early Learning & Basic Education	1066101200 Education in Emergencies.	1066101201 Headquarters	5,000,000	5,000,000	0	0
522084 Social Policy (MED)	1072 State Department for Planning	1072101300 Social Policy (MED).	1072101301 Headquarters	5,700,000	12,460,000	0	0
TOTAL: UNITED NATIONS INTERNATIONAL CHILDREN EDUCATION FUND (UNICEF)				137,450,000	94,160,000	0	0
				231,610,000			
WORLD FOOD PROGRAMME							

TABLE VII DETAILS OF EXTERNAL FUNDING FOR PROJECTS

DONOR FACILITY	VOTE CODE/ NAME	PROJECT HEAD	PROJECT SUBHEAD	EXTERNAL RESOURCES 2018/2019			
				GRANTS		LOANS	
				AIA	REVENUE	AIA	REVENUE
523002 Food and Nutrition Support for Vulnerable Populations Affected by HIV/AIDS	1081 Ministry of Health	1081103400 Food and Nutrition Support for Vulnerable Populations Affected by HI	1081103401 Headquarters	324,300,000	0	0	0
TOTAL: WORLD FOOD PROGRAMME				324,300,000	0	0	0
324,300,000							
GLOBAL ALLIANCE VACCINE INITIATIVE (GAVI)							
524001 Health System Management	1081 Ministry of Health	1081103500 Health System Management.	1081103501 Health System Management (GAVI Vaccines)	2,600,000,000	0	0	0
TOTAL: GLOBAL ALLIANCE VACCINE INITIATIVE (GAVI)				2,600,000,000	0	0	0
2,600,000,000							
INTERNATIONAL FUND FOR AGRICULTURAL DEVELOPMENT (IFAD)							
526005 Smallholders Dairy Commercialization Programme	1162 State Department for Livestock.	1162100400 Smallholders Dairy Commercialization Programme.	1162100401 Headquarters	0	2,200,000	268,000,000	473,000,000
526008 Profit Programme	1071 The National Treasury	1071101600 Profit Programme.	1071101601 Headquarters	15,115,700	15,115,700	225,684,984	109,865,467
526009 Upper Tana Natural Resources Management Project	1107 Ministry of Water and Sanitation	1107102600 Upper Tana Natural Resources Management Project.	1107102601 Headquarters	0	0	150,000,000	800,000,000

TABLE VII DETAILS OF EXTERNAL FUNDING FOR PROJECTS

DONOR FACILITY	VOTE CODE/ NAME	PROJECT HEAD	PROJECT SUBHEAD	EXTERNAL RESOURCES 2018/2019			
				GRANTS		LOANS	
				AIA	REVENUE	AIA	REVENUE
526011 KCEP II Climate Resilient Agricultural Livelihoods (CRAL)	1165 State Department for Crop Development	1165102900 Kenya Cereal Enhancement Programme (KCEP).	1165102901 Headquarters	340,000,000	407,600,000	400,000,000	720,000,000
TOTAL: INTERNATIONAL FUND FOR AGRICULTURAL DEVELOPMENT (IFAD)				355,115,700	424,915,700	1,043,684,984	2,102,865,467
3,926,581,851							
NORDIC DEVELOPMENT FUND (NDF)							
527003 Energy Sector Project (KPLC)	1152 State Department for Energy	1152107000 Installation of Solar Lanterns.	1152107001 Installation of Solar Lanterns	168,000,000	0	0	0
TOTAL: NORDIC DEVELOPMENT FUND (NDF)				168,000,000	0	0	0
168,000,000							
ALLIANCE FOR A GREEN REVOLUTION IN AFRICA (AGRA)							
531001 Capacity Building Regulatory Agencies Modified Crops, Products and Proces	1165 State Department for Crop Development	1165105600 Strengthening Fertilizer - AGRA.	1165105601 Strengthening Fertilizer - AGRA	0	6,123,315	0	0
TOTAL: ALLIANCE FOR A GREEN REVOLUTION IN AFRICA (AGRA)				0	6,123,315	0	0
6,123,315							

TABLE VIII: TREND IN DONOR COMMITMENTS VERSUS DISBURSEMENT

FINANCIAL YEAR	PRINTED REVISED ESTIMATES					DISBURSEMENT DETAILS (FIGURES)					% Total Disbursed Against Total Printed
	LOANS REVENUE	GRANTS REVENUE	LOANS AIA	GRANTS AIA	TOTALS PRINTED/ REVISED	LOANS REVENUE	GRANTS REVENUE	LOANS AIA	GRANTS AIA	DISBURSED TOTALS	
2008/2009	17,641,543,428	12,886,295,253	40,534,477,736	14,631,663,562	85,693,979,979	13,245,826,950.75	8,735,506,558.10	23,247,498,369.15	9,330,033,035.40	54,558,864,913.40	63.67
2009/2010	24,387,488,977	15,107,130,406	44,069,602,369	20,177,563,328	103,741,785,080	10,363,260,006.65	7,738,715,113.55	29,426,581,777.22	11,721,226,186.00	59,249,783,083.42	57.11
2010/2011	27,009,714,460	13,634,416,647	55,871,720,215	30,093,261,741	126,609,113,063	16,110,494,008.55	7,672,547,517.70	34,957,925,957.75	14,205,411,315.45	72,946,378,799.45	57.62
2011/2012	36,429,210,744	14,209,558,108	99,468,302,284	32,818,085,979	182,925,157,115	18,989,636,986.40	7,640,411,066.80	58,414,572,757.10	9,624,003,879.51	94,668,624,689.81	51.75
2012/2013	42,974,788,891	13,975,731,875	111,317,837,680	41,384,218,108	209,652,576,554	23,230,613,481.70	4,382,426,918.50	62,229,203,259.75	15,528,698,153.25	105,370,941,813.20	50.26
2013/2014	54,320,535,680	9,544,777,966	90,436,875,751	38,591,110,855	192,893,300,252	27,353,064,085.70	6,797,482,036.50	53,551,772,754.52	14,322,839,012.75	102,025,157,889.47	52.89
2014/2015	50,896,810,312	12,374,851,930	253,432,401,119	42,384,698,026	359,088,761,387	28,932,468,197.55	7,685,085,256.70	189,286,895,045.51	16,181,859,935.77	242,086,308,435.53	67.42
2015/2016	40,849,148,093	17,024,520,876	255,058,525,529	40,540,967,005	353,473,161,503	23,582,507,678	7,174,643,459	111,747,730,558	14,941,993,596	157,446,875,291.63	44.54
2016/2017	43,239,836,263	17,845,009,597	269,474,305,873	32,676,530,087	363,235,681,820	28,434,386,816	10,769,922,993	221,253,981,928	12,839,614,973	273,297,906,710	75.2
2017/2018	33,573,859,777	12,974,386,900	186,394,359,497	23,878,502,059	256,821,108,233	24,213,952,576	9,373,510,678	162,871,882,458	12,394,663,912	208,854,009,624	81%

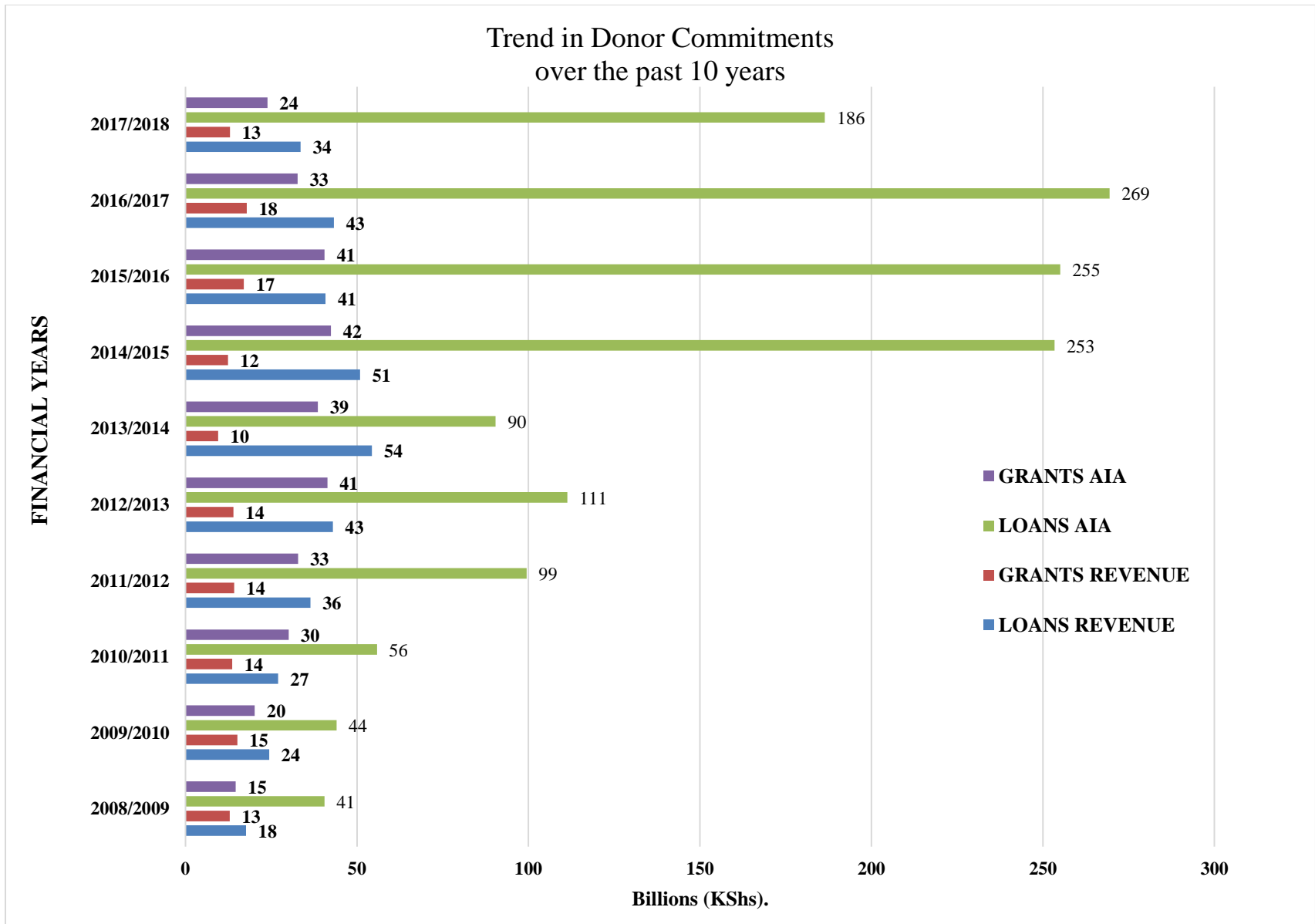


Figure 24: Trend in Donor Commitments over the past 10 years

From the above chart summarizing donor commitments, it is worth to note that there has been a sharp rise in loans through Appropriation in Aid mode of disbursement and especially in past four (4) Financial Years i.e. FY 2014/2015 to FY 2017/2018. In the financial year 2016/2017, loans A-i-A hit a maximum of 269 billion

Commitment through Grants A-i-A has remained considerably low at amounts below 20 billion in the past ten years.

TABLE IX: PREVIOUS FINANCIAL YEAR 2017/2018

DONOR CODE	DONOR NAME	REVISED II ESTIMATES 2017/2018					DISBURSEMENT AS AT 30TH JUNE 2018					% DISBURSED
		AIA		REVENUE		TOTAL	AIA		REVENUE		TOTAL	
		GRANTS	LOANS	GRANTS	LOANS	REVISED II	GRANTS	LOANS	GRANTS	LOANS	REVISED II	
BILATERAL DONORS												
025	CHINA		88,142,500,000	-	-	88,142,500,000		86,985,703,658	-	-	86,985,703,658	99%
021	JAPAN	793,600,050	4,977,556,674	-	892,000,000	6,663,156,724	-	3,522,187,294	-	735,697,954	4,257,885,248	64%
016	AFD FRANCE	713,867,000	7,339,000,000	5,000,000	723,000,000	8,780,867,000	37,559,336	4,343,676,784	-	116,645,378	4,497,881,498	51%
011	ITALY	-	13,082,651,100	233,620,000	-	13,316,271,100		12,088,565,028	12,000,000	-	12,100,565,028	91%
014	KFW GERMANY	105,000,000	2,512,000,000	27,000,000	633,762,560	3,277,762,560	10,273,540	1,984,048,500	-	309,786,411	2,304,108,451	70%
023	INDIA	-	3,212,000,000	-	-	3,212,000,000		2,770,513,096	-	-	2,770,513,096	86%
001	DENMARK	50,000,000	-	2,018,016,756	-	2,068,016,756	-	-	1,840,165,191	-	1,840,165,191	89%
038	ISRAEL		600,000,000	-	-	600,000,000		-	-	-	-	0%
007	BELGIUM		4,668,900,000	-	-	4,668,900,000		1,887,350,120	-	-	1,887,350,120	40%
004	SWEDEN	45,000,000	-	437,725,000	-	482,725,000	-	-	263,724,771	-	263,724,771	55%
040	DFID (UK)	75,000,000	195,000,000	-	-	270,000,000	-	151,429,858	-	-	151,429,858	56%
012	SPAIN	-	222,856,137	-	-	222,856,137	-	222,856,137	-	-	222,856,137	100%
003	NETHERLANDS	-	2,459,995,045	-	-	2,459,995,045	-	1,325,065,714	-	-	1,325,065,714	54%
020	ABU DHABI	-	245,000,000	-	-	245,000,000	-	197,437,855	-	-	197,437,855	81%
006	FINLAND	-	600,000,000	441,400,000	-	1,041,400,000	-	642,671,290	226,243,464	-	868,914,754	83%
018	KUWAIT	-	305,653,010	-	-	305,653,010	-	231,930,618	-	-	231,930,618	76%
015	GIZ GERMANY	50,000,000	-	-	-	50,000,000	-	-	-	-	-	0%
024	SOUTH KOREA	80,000,000	10,709,920	-	-	90,709,920	-	-	-	-	-	0%
031	USAID USA	-	-	10,000,000	-	10,000,000	-	-	-	-	-	0%
043	POLAND	-	500,000,000	-	-	500,000,000	-	346,829,160	-	-	346,829,160	69%

TOTAL BILATERAL DONORS	1,912,467,050	129,073,821,886	3,172,761,756	2,248,762,560	136,407,813,252	47,832,876	116,700,265,112	2,342,133,426	1,162,129,743	120,252,361,157	88%	
MULTILATERAL DONORS												
501	IDA	1,052,326,154	35,411,808,448	4,088,485,588	27,408,297,308	67,960,917,498	732,087,537	27,457,690,750	3,591,394,499	20,324,720,691	52,105,893,477	77%
510	ADB/F	718,972,273	20,162,998,684	179,330,383	225,799,909	21,287,101,249	649,637,145	17,986,891,922	116,047,425	110,098,943	18,862,675,435	89%
503	GLOBAL FUND	12,016,685,588	-	4,323,047,013	-	16,339,732,601	9,146,519,072	-	2,410,856,702	-	11,557,375,774	71%
505	EDF	4,563,000,000	-	385,009,000	-	4,948,009,000	1,636,870,534	-	340,000,000	-	1,976,870,534	40%
526	IFAD	229,000,000	914,000,000	494,086,000	1,791,000,000	3,428,086,000	180,641,646	216,410,053	449,067,073	1,633,160,800	2,479,279,572	72%
513	OPEC	-	227,662,822	-	-	227,662,822	-	135,710,331	-	-	135,710,331	60%
512	BADEA	-	494,067,657	-	-	494,067,657	-	302,386,304	-	-	302,386,304	61%
523	WFP	2,070,300,000	-	-	-	2,070,300,000	-	-	-	-	-	0%
519	UNFPA	32,002,493	-	10,260,500	-	42,262,993	-	-	-	-	-	0%
502	GETF	-	-	12,752,785	-	12,752,785	-	-	-	-	-	0%
521	UNEP	-	-	32,991,875	-	32,991,875	-	-	14,334,988	-	14,334,988	43%
522	UNICEF	88,978,496	-	147,862,000	-	236,840,496	-	-	55,255,350	-	55,255,350	23%
506	EIB	-	-	-	1,900,000,000	1,900,000,000	-	-	-	983,842,400	983,842,400	52%
517	UNDP	1,140,770,000	-	55,800,000	-	1,196,570,000	1,075,103	-	41,336,557	-	42,411,660	4%
527	NDF	-	110,000,000	45,000,000	-	155,000,000	-	72,527,986	-	-	72,527,986	47%
520	UNIDO	54,000,000	-	-	-	54,000,000	-	-	-	-	-	0%
531	AGRA	-	-	27,000,000	-	27,000,000	-	-	13,084,658	-	13,084,658	48%
TOTAL MULTILATERAL DONORS	21,966,035,004	57,320,537,611	9,801,625,144	31,325,097,217	120,413,294,976	12,346,831,037	46,171,617,346	7,031,377,252	23,051,822,834	88,601,648,469	74%	
GRAND TOTAL	23,878,502,054	186,394,359,497	12,974,386,900	33,573,859,777	256,821,108,228	12,394,663,913	162,871,882,458	9,373,510,678	24,213,952,577	208,854,009,626	81%	

SUMMARY OF GRANTS AND LOANS DISBURSEMENT STATUS - CUMMULATIVE FY 2017/2018

FOR THE PREIOD ENDING 30 JUNE 2018

FUNDING TYPE	PRINTED ESTIMATES 2017/2018	REVISED ESTIMATES 1 2017/2018	REVISED ESTIMATES 11 2017/2018	TOTAL REVISED ESTIMATES 2017/2018	CUMMULATIVE DISBURSEMENT	% Achieved against Revised Estimates
LOANS REVENUE	32,997,062,105	4,275,753,063	(3,698,955,391)	33,573,859,777	24,213,952,576	72%
GRANTS REVENUE	12,369,484,326	1,356,647,138	(751,744,564)	12,974,386,900	9,373,510,678	72%
LOANS AIA	171,270,254,269	3,711,246,771	11,412,858,457	186,394,359,497	162,871,882,458	87%
GRANTS AIA	40,184,041,005	(764,578,010)	(15,540,960,936)	23,878,502,059	12,394,663,912	52%
TOTALS	256,820,841,705	8,579,068,962	(8,578,802,434)	256,821,108,233	208,854,009,624	81%